



The European Network on

- Statistics for Digitisation,
- Digital Preservation and
- Online Access to Cultural Heritage

ENUMERATE

Europeana Vlaanderen

24/01/2013

- algemeen
- core survey / thematic survey(s)
- data platform (demo)

ENUMERATE general

ENUMERATE is the European Thematic Network on Statistics for Digitisation, Digital Preservation and Online Access to Digital Cultural Heritage.

ENUMERATE is the successor to the NUMERIC project (May 2007 – May 2009) which sought to investigate evidence of the progress of Digitisation of Europe's Cultural Heritage.

ENUMERATE builds on the evidence and methodological framework established by NUMERIC, and will draw on the recommendations to ensure continuity and enhancement of the data it generated.

ENUMERATE Aims

1. The development of a vibrant and sustainable European **community of practice**, connecting practitioners in statistical analysis and digital content creation and preservation and supporting the sharing of knowledge and best practices.
2. The creation, promotion and development of a **statistically valid open methodology** for surveying the digitization, use, preservation and associated costs of cultural heritage materials in Member States.
3. The implementation of a multi-annual programme of coordinated **surveys** based on this methodology, including wide-scale harmonized statistical data-gathering and more in-depth and analytical surveying of digitization activities by European cultural heritage institutions.
4. The creation and maintenance of an open, sustainable **data platform** to collate, analyse and promote the use of the normalized data and intelligence arising from these surveys.

ENUMERATE Consortium

- Collections Trust, UK;
- Digitaal Erfgoed Nederland (DEN), Netherlands;
- Stiftung Preussischer Kulturbesitz, Germany;
- Digibis, Spain;
- FARO Vlaams Steunpunt voor Cultureel Erfgoed, Belgium;
- Ministère de Culture et de la Communication, France;
- Oesterreichische Nationalbibliothek, Austria;
- Narodna in Univerzitetna Knjiznica (National and University Library), Slovenia;
- Országos Széchényi Könyvtár (National Széchényi Library), Hungary;
- The European Library (hosted by the Koninklijke Bibliotheek, Netherlands).

ENUMERATE Surveys

Year 1: CORE SURVEY

A high-level survey aimed at establishing a baseline of statistical information about Digitisation, Digital Preservation, Digitisation Costs and Online Access to Digital Cultural Heritage.

Year 2: THEMATIC SURVEY

A detailed and in-depth survey aimed both at enhancing the quantitative data and supporting it with qualitative information.

Year 3: CORE SURVEY

A reiteration of the initial survey, aimed at improving the quality of the data and providing trend information and analysis to inform policy development.

Core survey (2012)

- Rapport : www.enumerate.eu
 - geeft globale resultaten voor Europa
 - geen rapport per land voorzien
 - wel dataplatform met deelresultaten / land (demo)
 - respons België (42) voldoende, maar laag in vgl. met NUMERIC (2008-2009)
 - respons Vlaanderen te laag voor representatieve analyse (ca. 20) (NUMERIC: 72)

2. Response to the survey

- Total usable responses: 1951 from 29 countries (of these 300 were not completed completely, but enough to be included in the results)
- From 1951: 1623 digitised / digitisation activities (83%), 328 none (17%)
- Highest response in Spain (255), problematic responses in Bulgaria (0) and France (1). Non EU countries ('Other') are Liechtenstein and Switzerland
- Number of responding institutions is large enough to calculate reliable data on the level of institution type

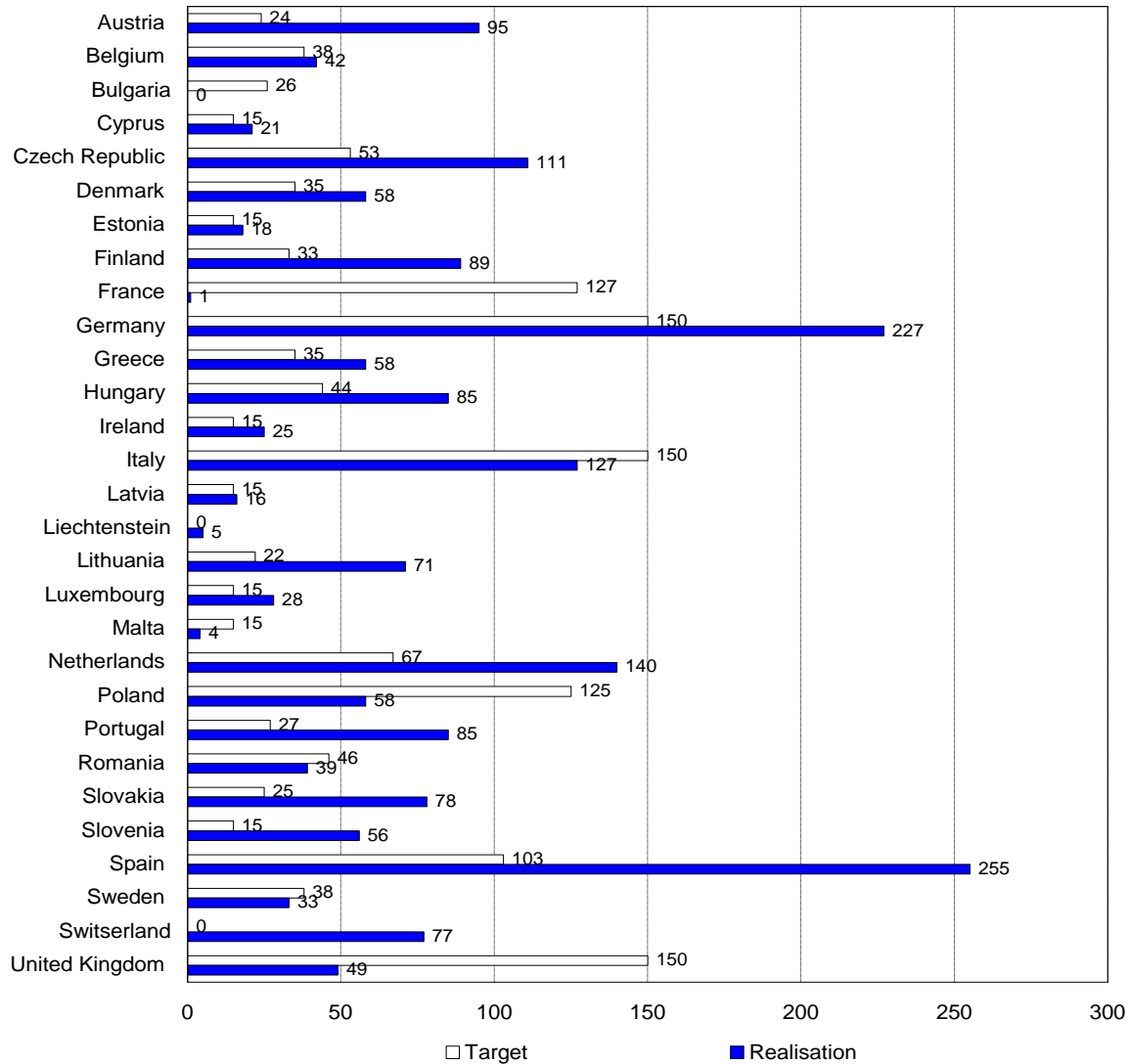


Figure 1: Response per country compared with target

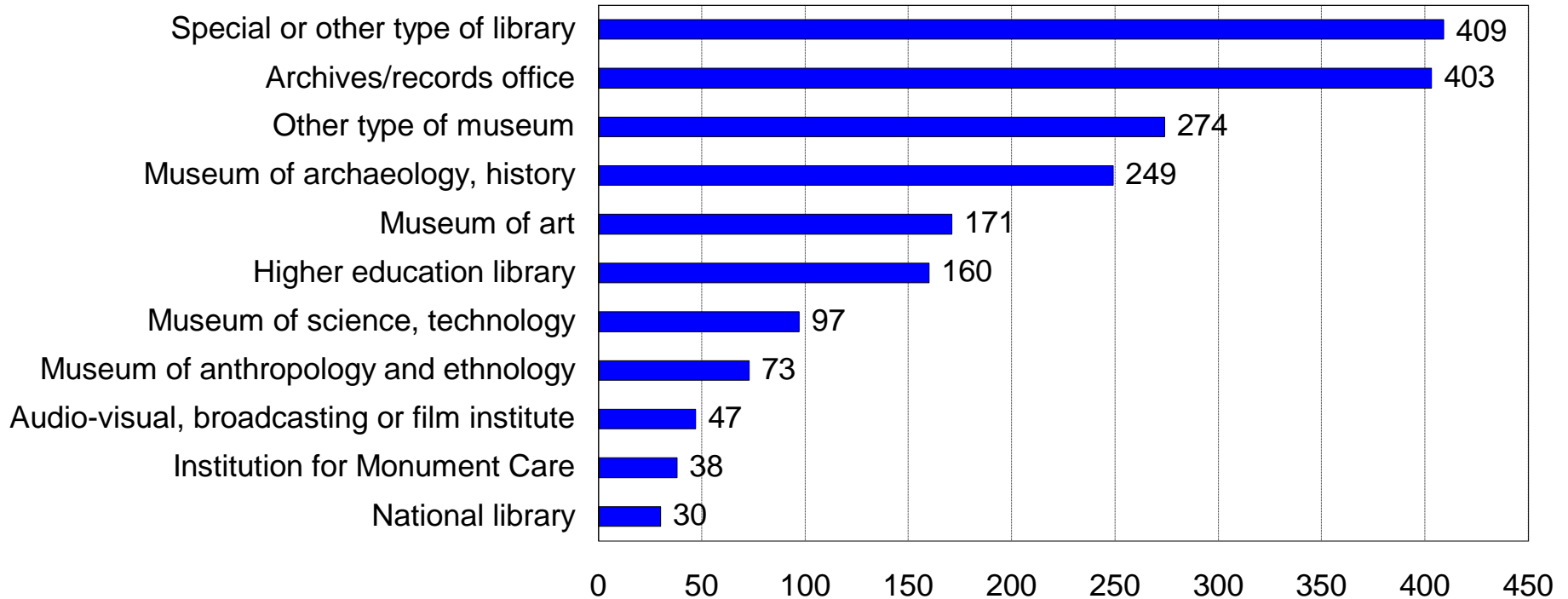


Figure 2: Response by institution type (n=1951)

3. Results: Digitisation activity

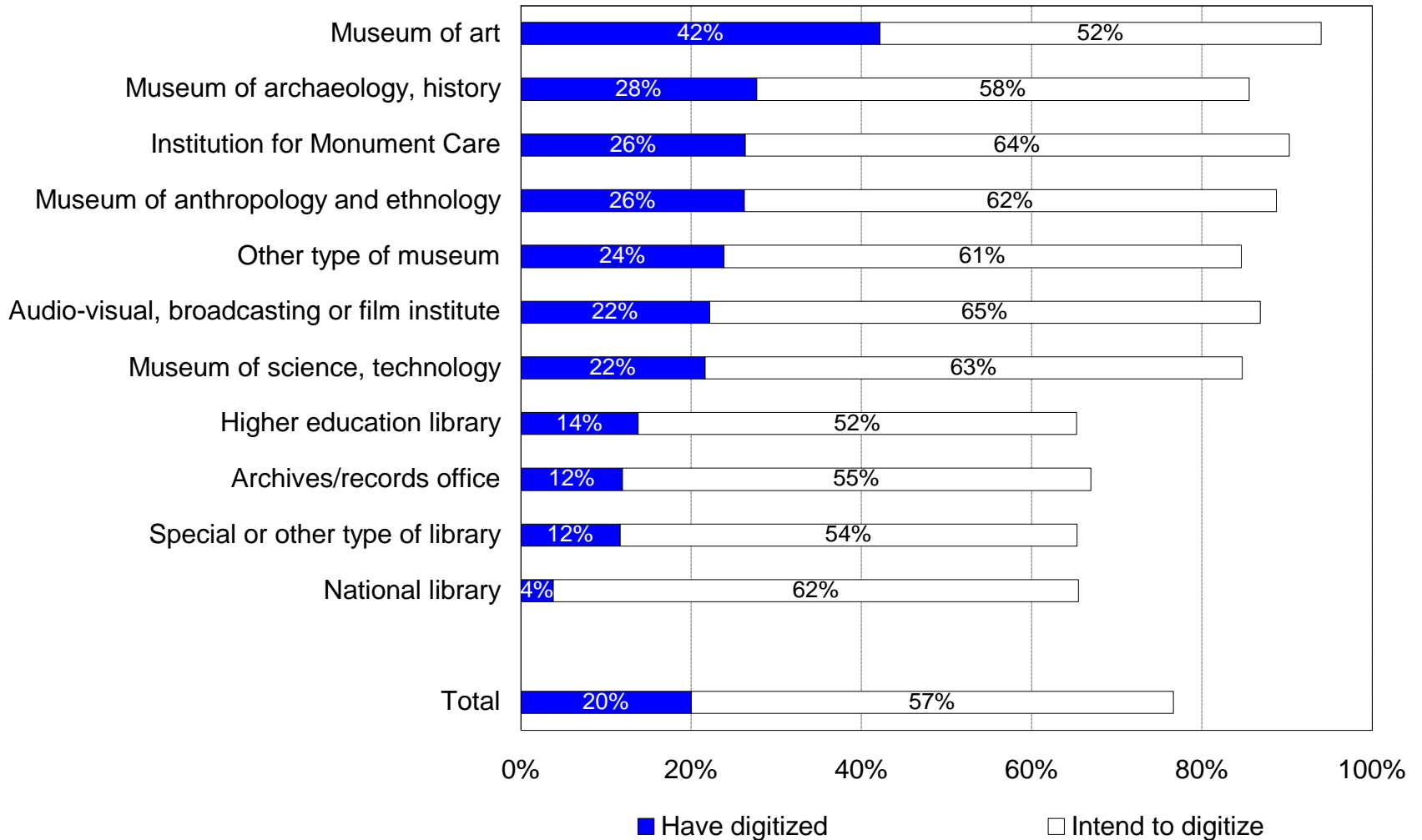


Figure 5: Estimated percentage of heritage collection already digitally reproduced and percentage still to be digitally reproduced (n=1626) - comparison Numeric

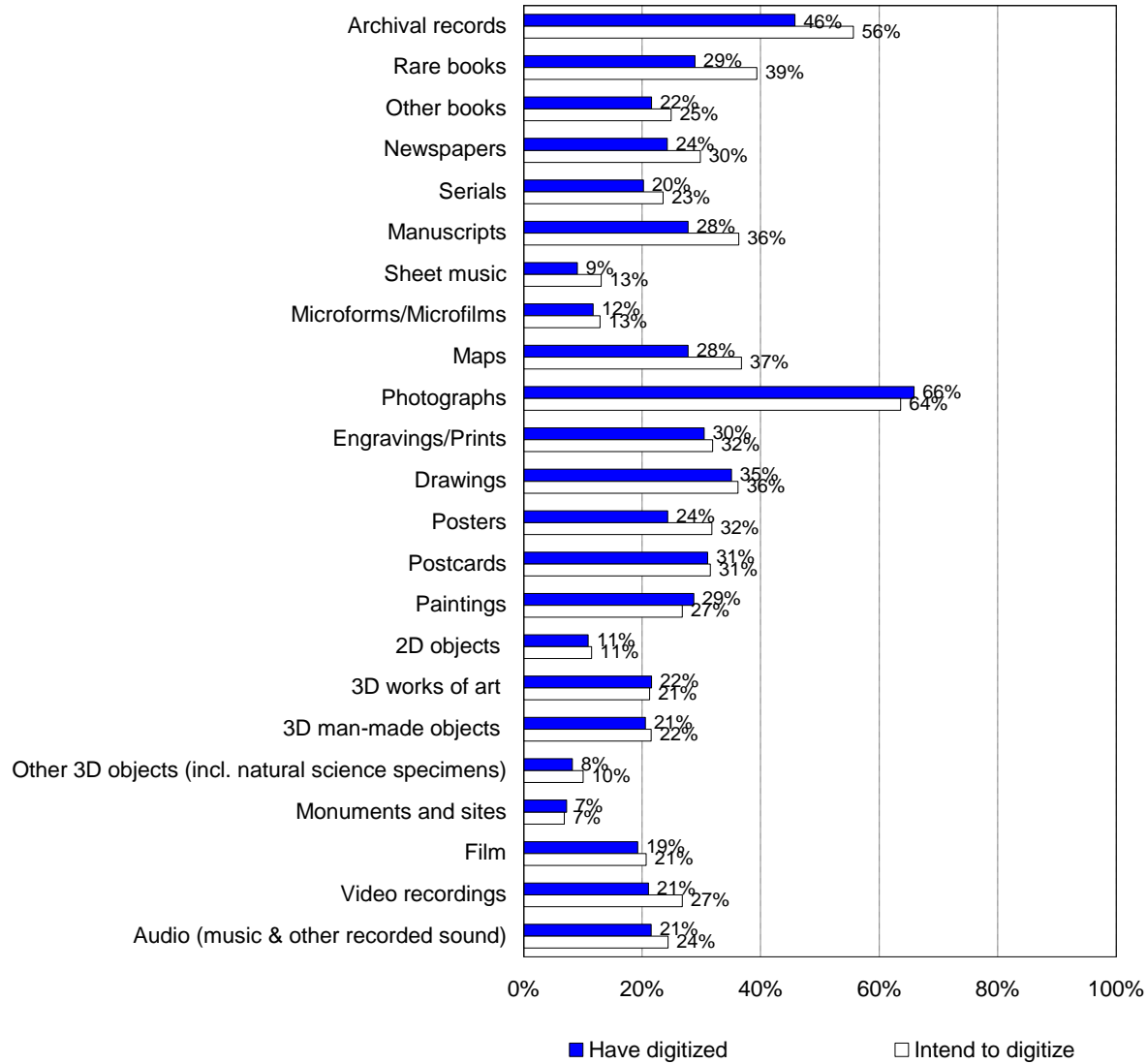


Figure 6: Object types most freq. digitised & intended to be digitised (n=1626)

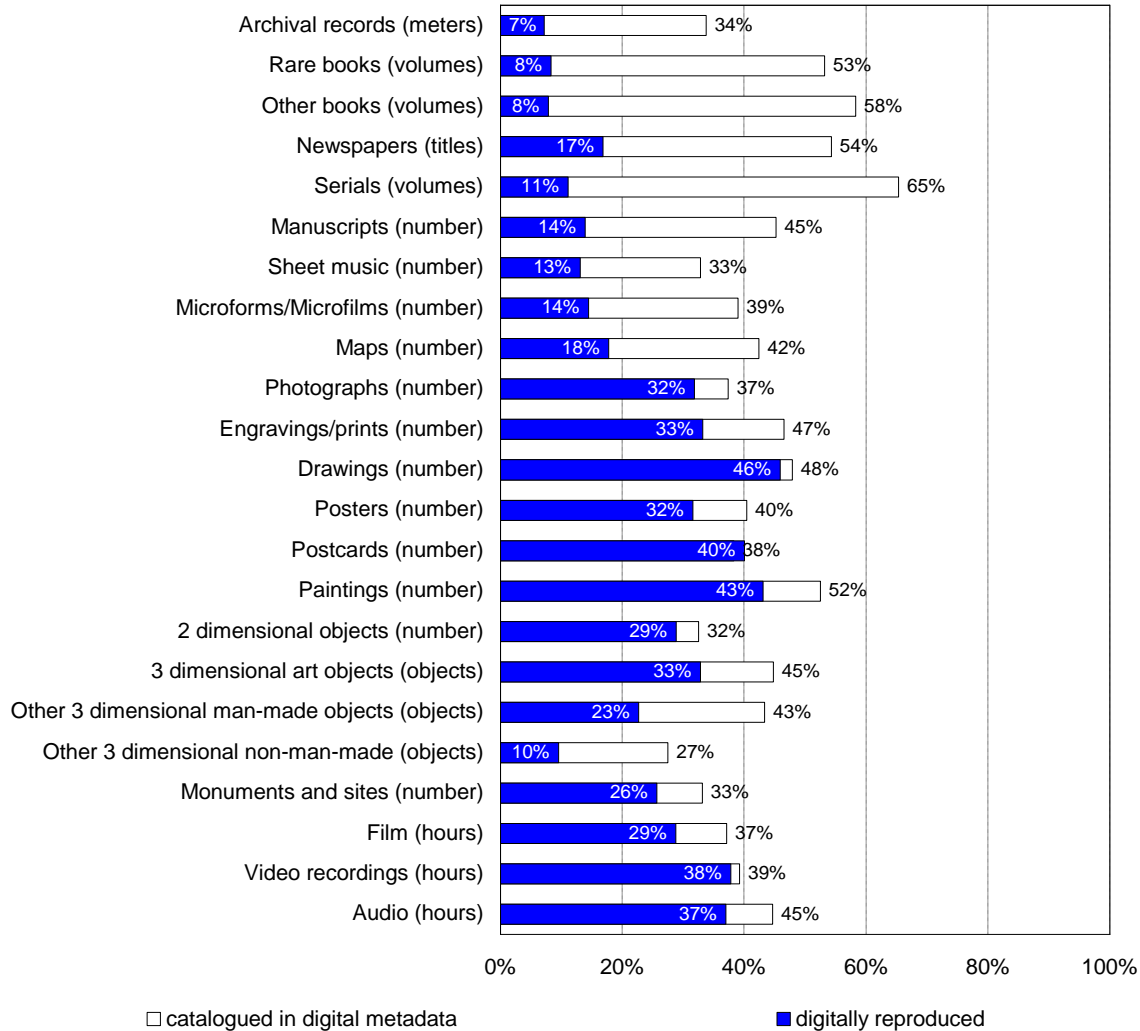


Figure 7: Part of the collection catalogued in digital metadata and percentage of the collection currently digitized (n=200)

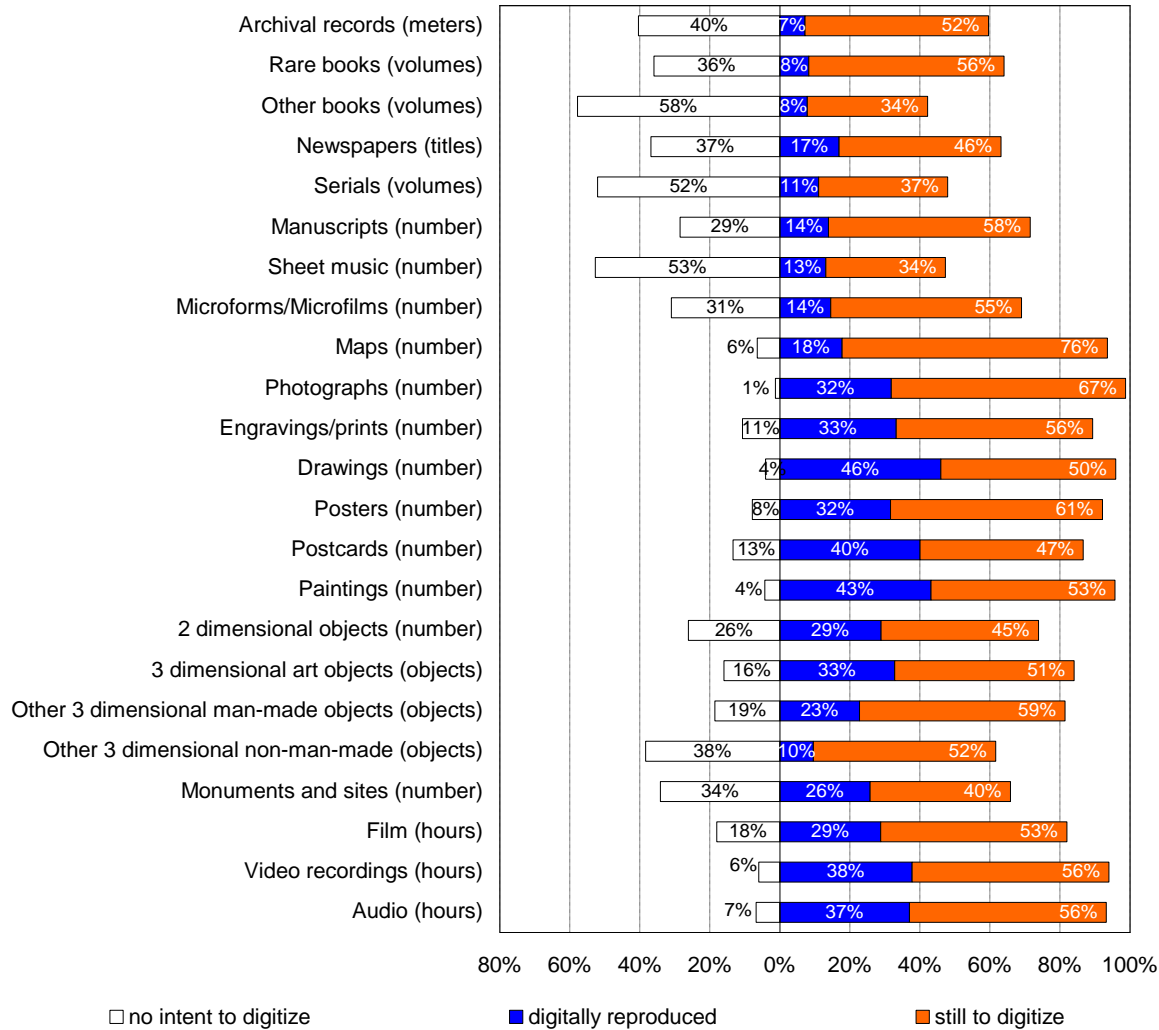


Figure 8: Part of the collection currently digitized, intended to digitize and with no intention to digitize (n=200)

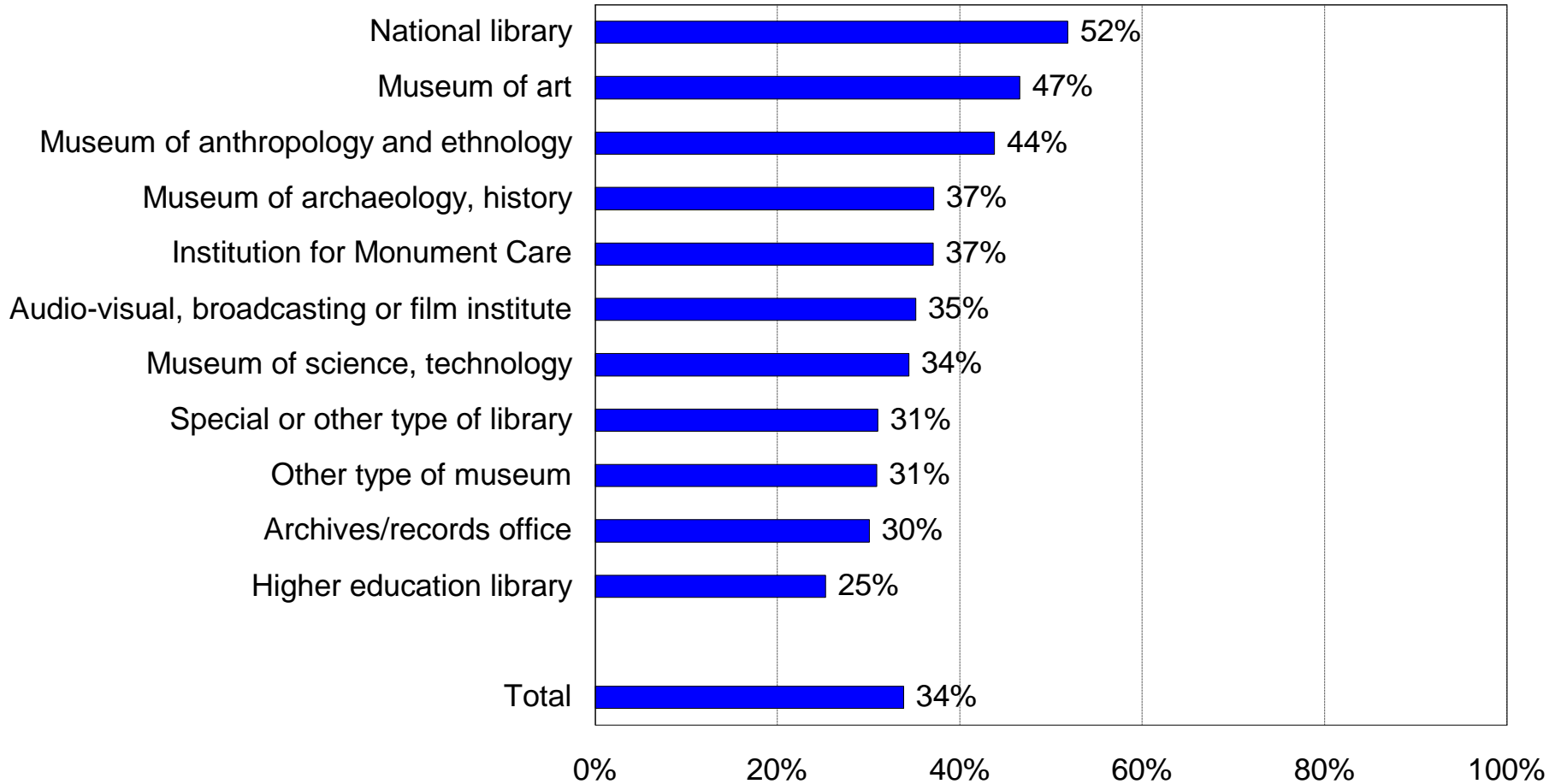


Figure 10: Does your organisation have a written digitisation strategy? (n=1557) – comparison Numeric

4. Results: Digital access

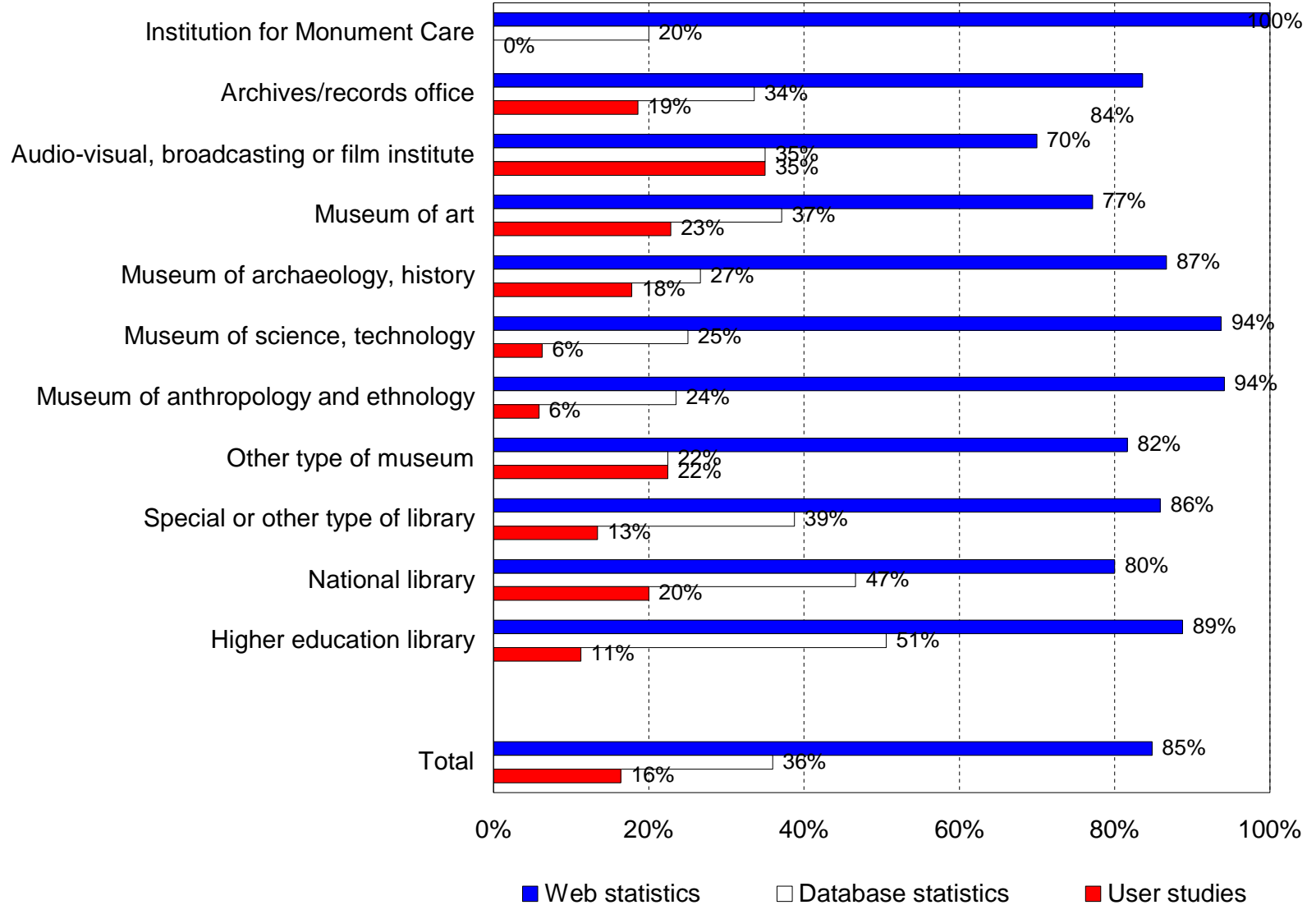


Figure 14: How is the use of the digital collection measured? (n=628)

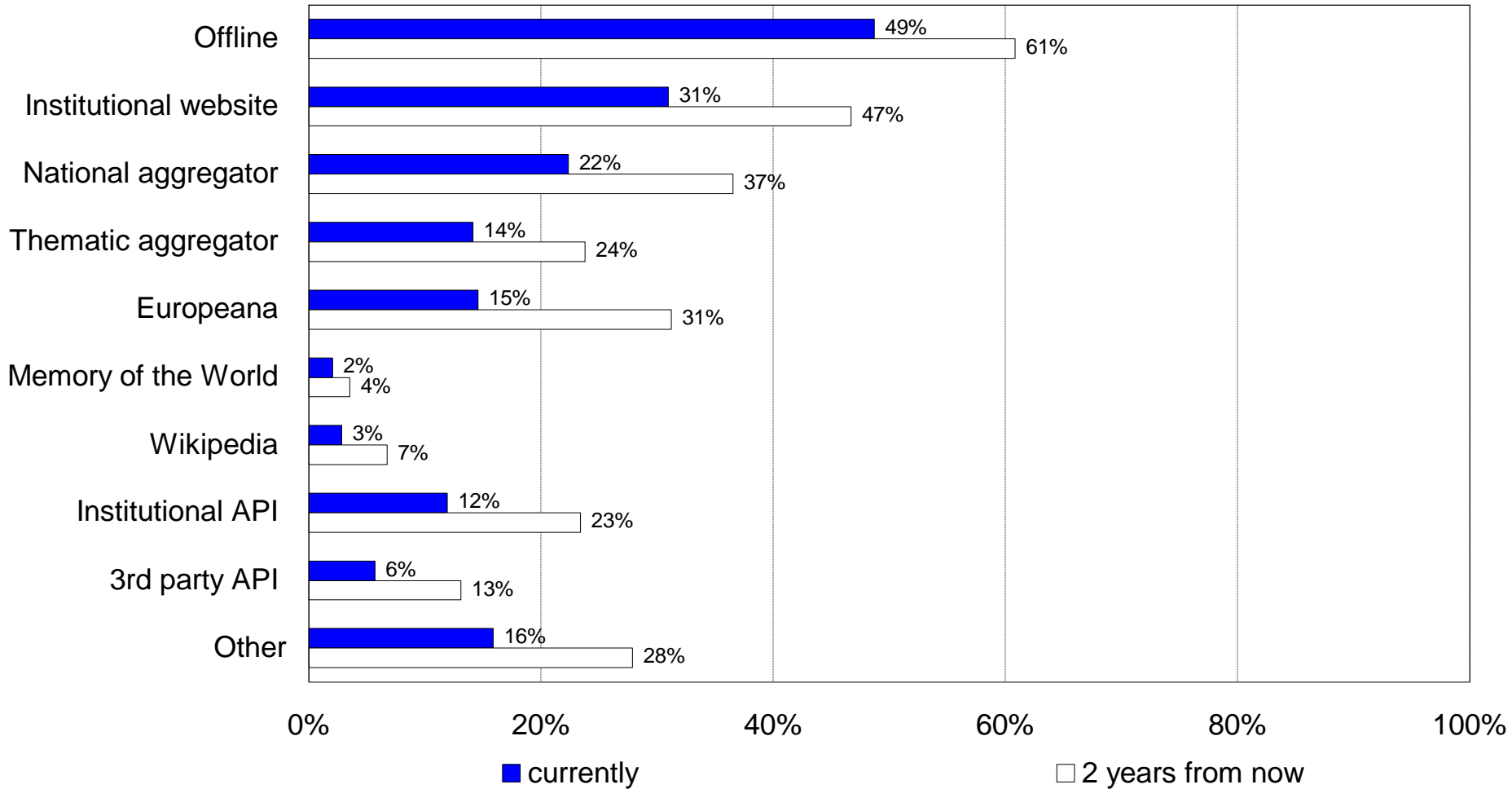


Figure 15: Which percentage of the digital collections is accessible through which options? (n=774)

6. Results: Digital expenditure

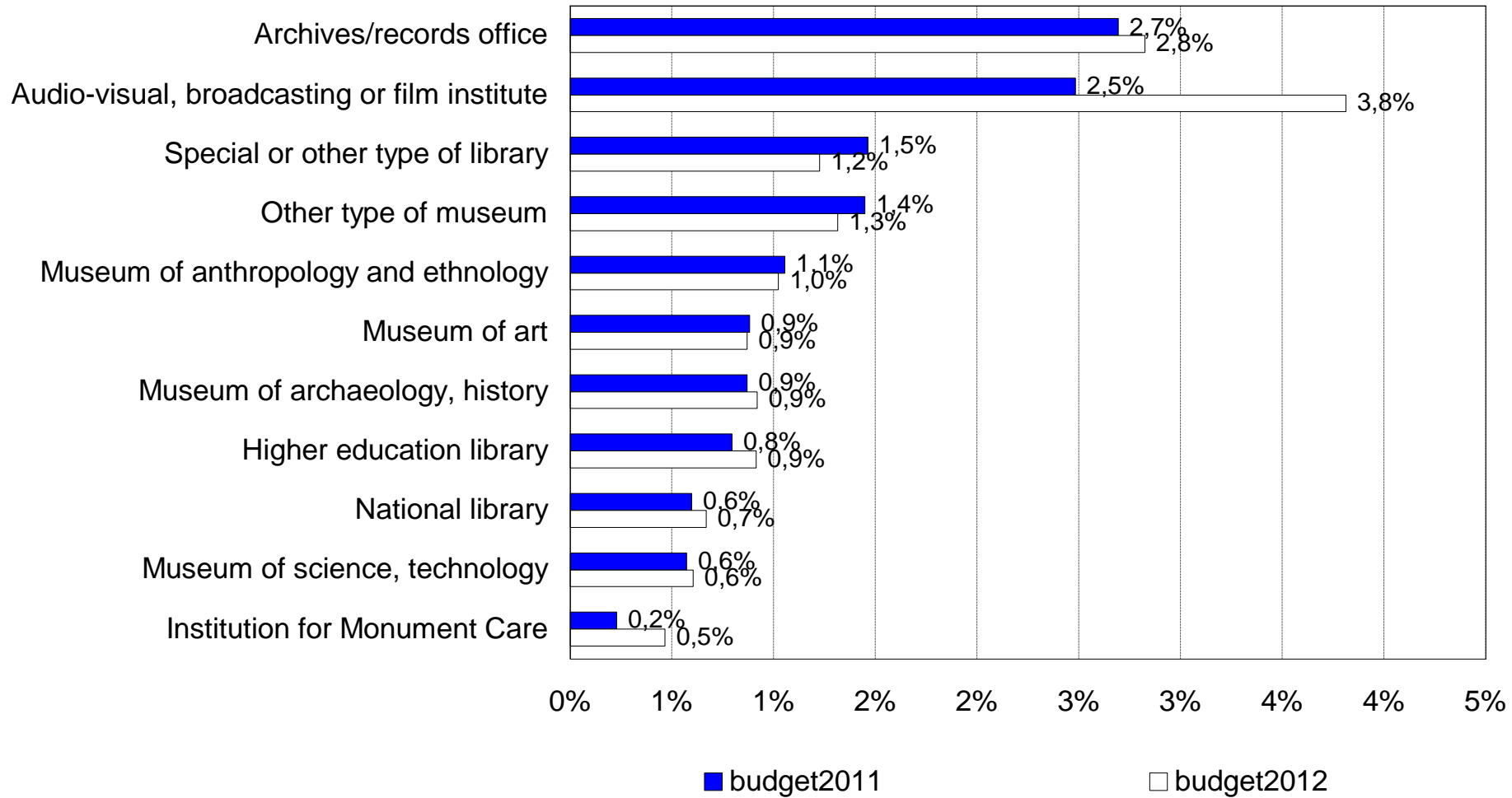


Figure 20: Annual budget for digitisation activities in % of total institutional budget (n=703)

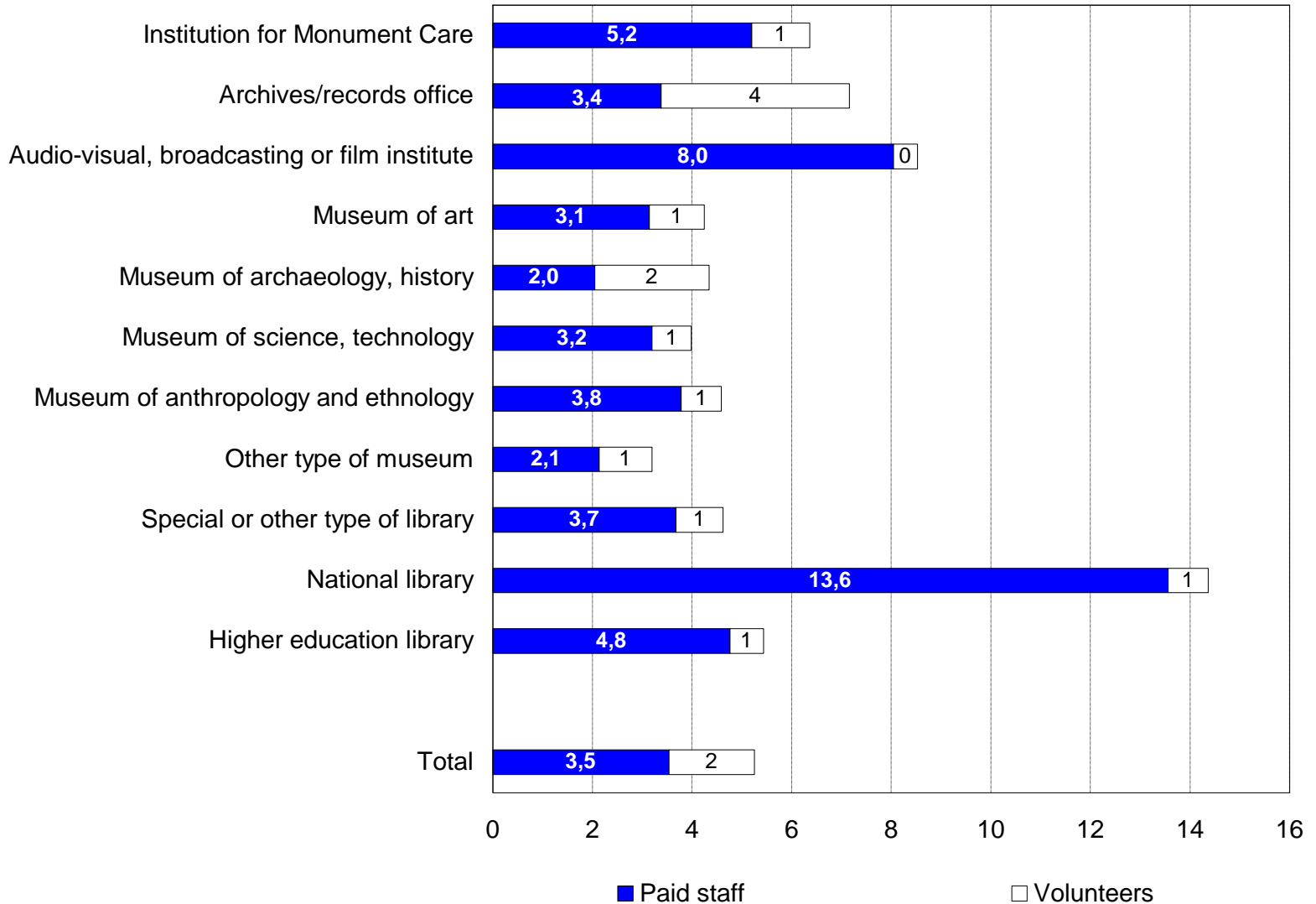


Figure 22: Staff involved in digitisation activities, in FTE (n=1584)

	Total paid staff in FTE	Digitisation paid staff in FTE	In %
Museum of anthropology and ethnology	46,7	3,9	8,3%
Other type of museum	30,3	2,3	7,6%
Archives/records office	48,3	3,6	7,4%
National library	190,2	14,0	7,4%
Special or other type of library	66,8	4,0	6,0%
Museum of archaeology, history	44,2	2,2	5,0%
Museum of art	75,3	3,2	4,3%
Museum of science, technology	88,4	3,6	4,1%
Institution for Monument Care	145,6	5,2	3,6%
AV, broadcasting or film institute	610,1	8,1	1,3%
Higher education library	513,9	5,0	1,0%
Total	112,4	3,8	3,3%

Table 4: Digitisation paid staff compared to total paid staff (N answered both questions = 948) - comparison
Numeric

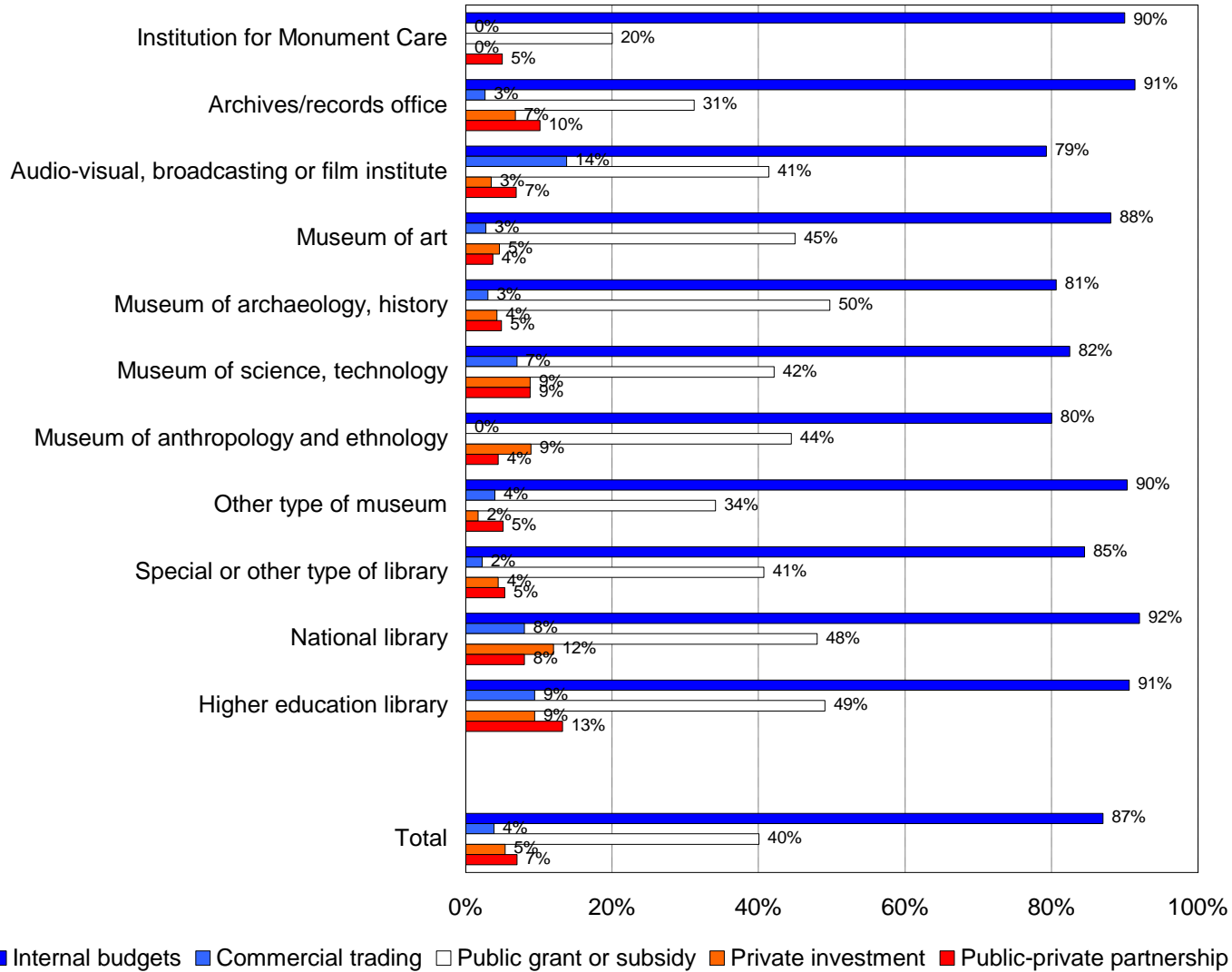


Figure 23: From what sources are the digitisation activities funded? (n=1584)

Results Digital Expenditure

- Digitisation costs have several components: in 70% of the cases the costs cover paid staff. In about 50% equipment and conversion costs are included. Right clearance costs are only included by 8% of the institutions.
- On average the 'digitisation team' is limited to on average about 5.5 FTE (3.5 FTE paid staff; 2 FTE volunteers). Remarkable is the relative high number of volunteer FTE at archives and records offices (4 FTE; 3.4 paid staff). In national libraries on average 15 FTE are involved in the digitisation process.
- On average the budget per FTE engaged in digitisation activities is 32.000 euro in 2011 and 39.000 euro in 2012
- On average digitisation activities are funded most often by internal budgets, followed by public grant or subsidy. Not mentioned very much are commercial trading (4%), private investment (5%) and public-private partnership (7%).

Cijferboek cultureel erfgoed

Relatie ENUMERATE met cijferboek:

- Beperkt set overgenomen in cijferboek 2012
- Verdere integratie na afloop ENUMERATE kan overwogen worden (apart onderdeel digitalisering op basis core survey), mits voldoende geconsolideerde methode (en respons).
- Afhankelijk toekomstig verloop (vervolgproject ENUMERATE 'plus'?)

Thematic Surveys

The Thematic Survey is looking at four themes:

- Identification of Growth of Digital Collections (supply);
- Costs of Digital Collections (economics);
- > België
- Usage of Digital Collections (demand);
- Digital Preservation Practices (sustainability).

België: thematic Survey costs of digital collections

- 10-15 Belgische instellingen nodig (5-7 VL) die effectief digitale collecties beheren.
- Taal: Engels
- Periode: februari-april

KANDIDATEN?

Please participate in the surveys and follow the link below to register to participate:
<http://dataplatform.enumerate.eu/participate>
of via jeroen.walterus@faronet.be

Meer info

Website <http://www.enumerate.eu/>

Registreer je voor de newsletter:

<http://www.enumerate.eu/en/newsletter/>

Volg ENUMERATE op linked in:

<http://www.linkedin.com/groups/ENUMERATE-4042570>

Volg ENUMERATE op Twitter:

<https://twitter.com/EnumerateEU>

Delicious: <https://delicious.com/enumeratesources>

Demo data platform

<http://enumeratedataplatform.digibis.com/>

Contact

FARO. Vlaams steunpunt voor cultureel erfgoed

Jeroen.walterus@faronet.be



VLAAMS STEUNPUNT VOOR CULTUREEL ERFGOED