

ENUMERATE: Measuring the progress of digital heritage in Europe

Marco de Niet (DEN Foundation, NL)

Unesco WSIS+10 Review meeting
Paris, 26 February 2013

Why should we collect statistics on digitisation of cultural heritage?

1. Accountability: did we spend the (extra) money well?
2. Policy planning: how much time and money do we need for future digitisation projects? How much digital heritage will become (potentially) available for Europeana?
3. Benchmarking: are our investments and quality criteria comparable to what others are doing?

A family of projects

NUMERIC (EU; 2007-2009)



The Digital Facts (NL; 2008-2009)




More Digital Facts (NL; 2009-2010)



SIG-STATS (EU; 2009-2010)



ENUMERATE (EU; 2011-2014)



Cost study Comité des Sages (2010)

ENUMERATE Timeline

May 2007: NUMERIC begins

“Established to design and implement a statistical framework to gather information about current and planned Digitisation of cultural material for the European Commission.”

2007

2008

2009

2010

2011

ENUMERATE Timeline

November 2007: Statistical Framework developed

A robust evidential framework was developed to serve as the basis for the first phase of survey activity.

2007

2008

2009

2010

2011

ENUMERATE Timeline

April 2008: Luxembourg Workshop

A workshop at the InfoSoc Directorate to review the Statistical Framework and to finalise the methodology.

2007

2008

2009

2010

2011

ENUMERATE Timeline

May 2009: Final Report

The final report of the NUMERIC project was submitted including information about the results, the methodology and recommendations for future investigations.

2007

2008

2009

2010

2011



Developing a statistical framework for measuring the progress made in the digitisation of cultural materials and content

Study deliverable № 8:

Study Report

Study findings and proposals for sustaining the framework

The opinions expressed in this study are those of the authors and do not necessarily reflect the views of the European Commission.

Chartered Institute of Public Finance and Accountancy (CIPFA)
No 1 Croydon
CR0 0XT
United Kingdom

IPF

May 2009

<http://www.NUMERIC.ws>

788 respondents from 26 countries

Main subjects:

- digitisation budgets
- costs of digitisation
- status information policies
- staffing for digitisation
- role of third parties (companies)
- progress of digitalisation
- most popular formats
- use and access rights

ENUMERATE Timeline

October 2009: SIG-STATS

The Member States Expert Group of the European Commission endorses the creation of SIG-STATS, with representatives from Austria, Belgium, France, Germany, Hungary & the Netherlands

2007

2008

2009

2010

2011

ENUMERATE Timeline

December 2010: Digitisation Costs Study completed

Collections Trust delivers a comprehensive study into the *Costs of Digitising Europe's Cultural Heritage* on behalf of the Comite des Sages

2007

2008

2009

2010

2011

ENUMERATE Timeline

February 2011: ENUMERATE Thematic Network begins

The ENUMERATE Thematic Network formally begins in February 2011, with the signature of the Grant Agreement with the European Commission

2007

2008

2009

2010

2011

ENUMERATE Surveys

Year 1: CORE SURVEY

A high-level survey aimed at establishing a baseline of statistical information about Digitisation, Digital Preservation, Digitisation Costs and Online Access to Digital Cultural Heritage.

Year 2: THEMATIC SURVEY

A detailed and in-depth survey aimed both at enhancing the quantitative data and supporting it with qualitative information.

Year 3: CORE SURVEY

A reiteration of the initial survey, aimed at improving the quality of the data and providing trend information and analysis to inform policy development.

Key topics in ENUMERATE

1. Size and growth (supply):

#analogue; #metadata; #digital reproductions; #planned; #born digital

2. Access, use and impact (demand):

access policies; usage statistics; methodologies

3. Costs (economics):

production; management; preservation; inhouse vs. external

4. Preservation (sustainability):

preservation plans; budgets; tools; partnerships

Heritage subdomains

- National archive,
- Other archive / Records office
- Audio-visual archive / Film institute;
- Museum of art, archaeology, history;
- Museum of science, technology, ethnology;
- Other type of museum;
- National library;
- Higher education library;
- Special or other type of library with heritage collections;
- Institution for Monument Care;
- Other type of institution (e.g. historical society with collection)

ENUMERATE CORE SURVEY (Jan. – May 2012)

and the WSIS Targets

Relevant WSIS Targets:

4.5: Proportion of museums with a web presence

4.9: National archives organisations with a web presence

4.10: Proportion of items in the national archives that have been digitised

4.11: Proportion of digitised items in the national archives that are publicly available online

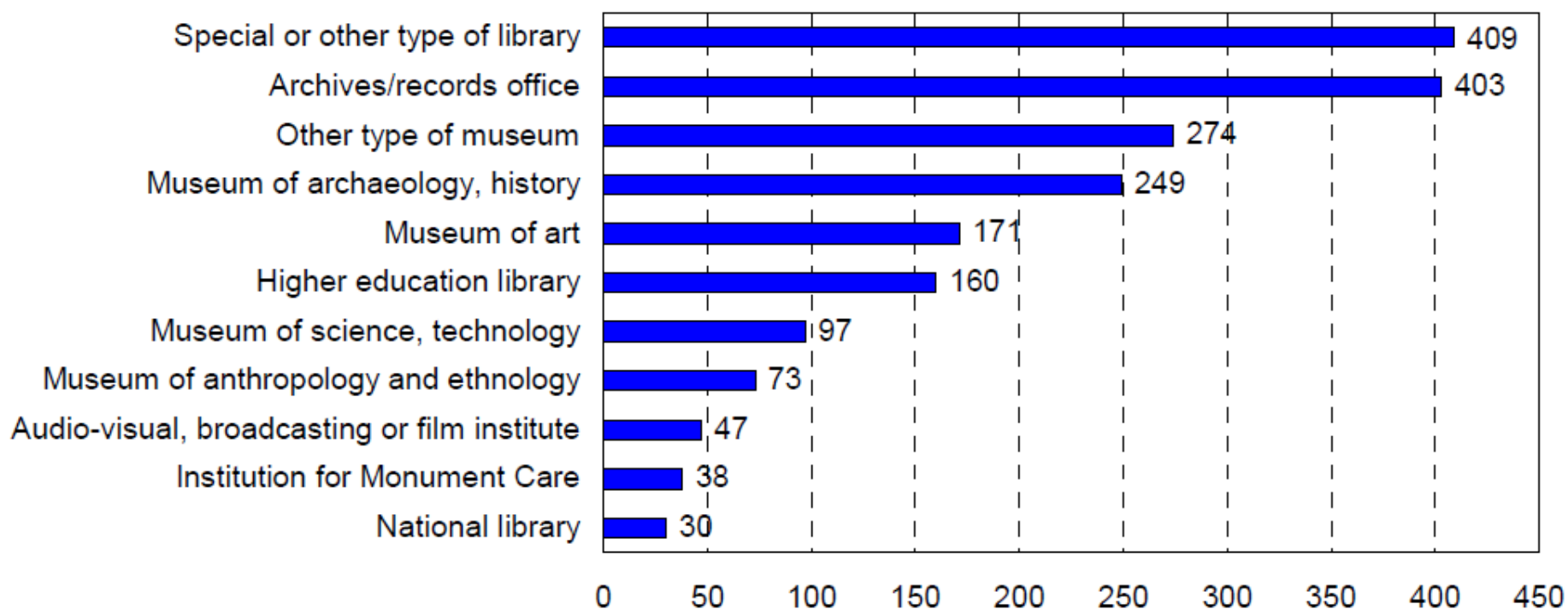
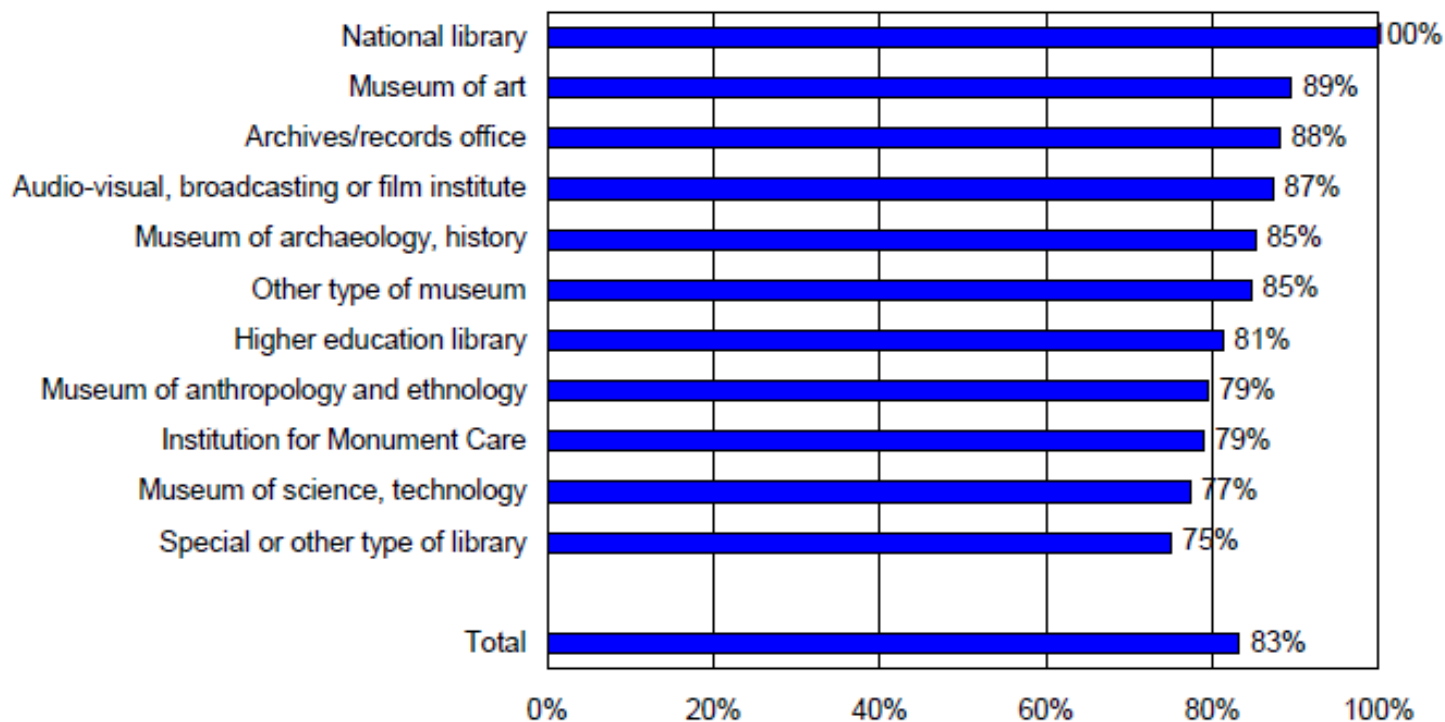


Figure 2: Response by institution type (n=1951)



**Figure 4: Does your organisation have digital collections or is it currently involved in digitisation activities?
(n=1951)**

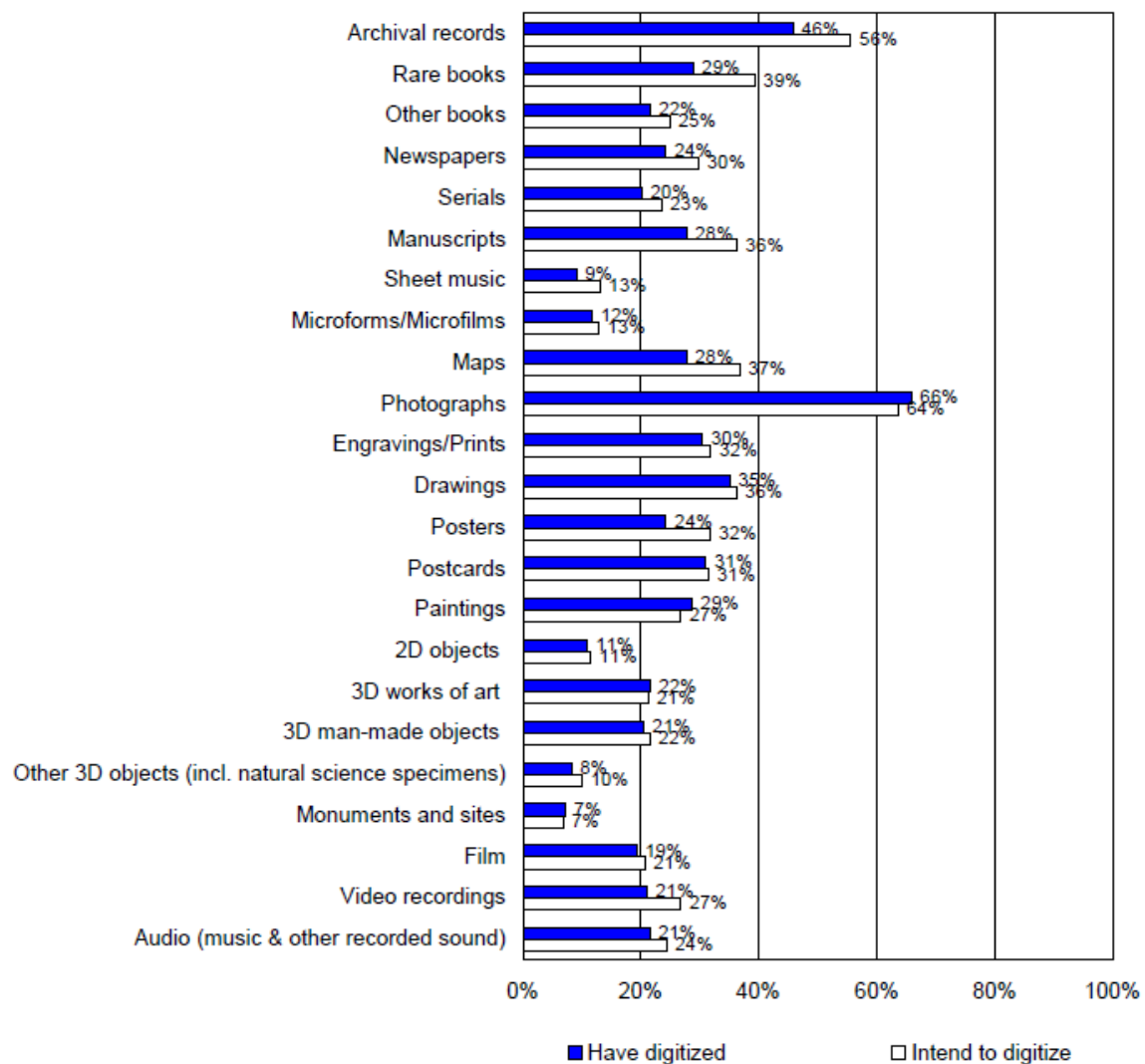


Figure 6: Object types most frequently digitised and intended to be digitised (n=1626)

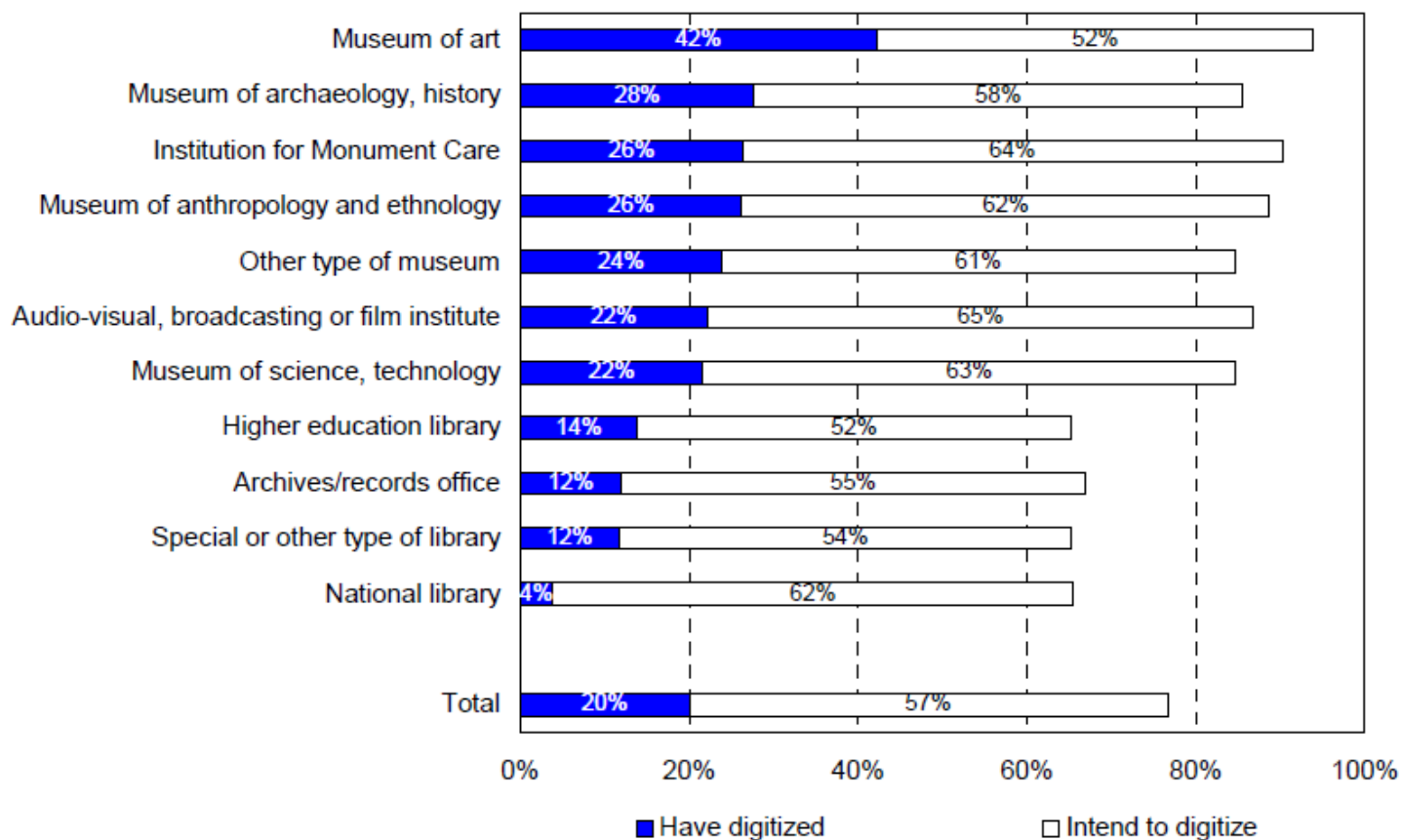


Figure 5: Estimated percentage of heritage collection already digitally reproduced and percentage still to be digitally reproduced (n=1626)

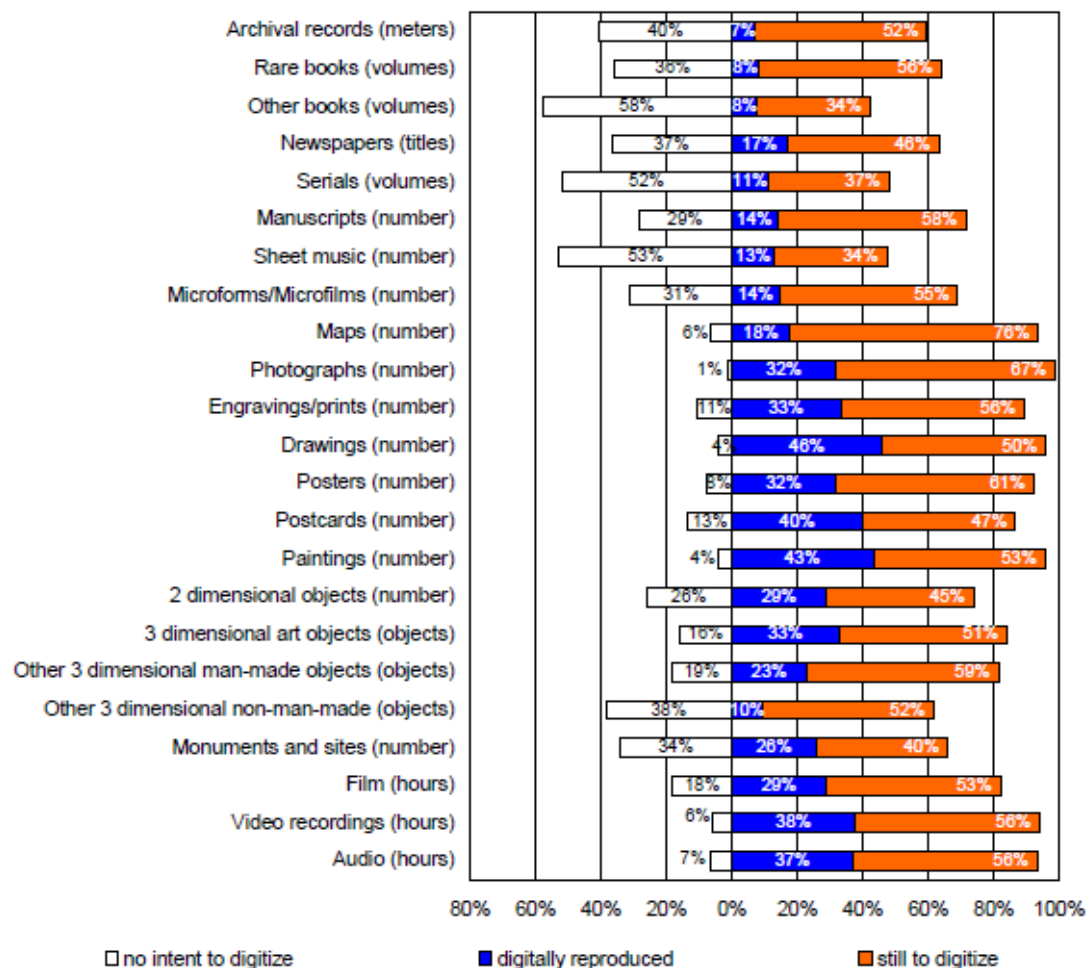


Figure 8: Part of the collection currently digitized, intended to digitize and with no intention to digitize (n=200)

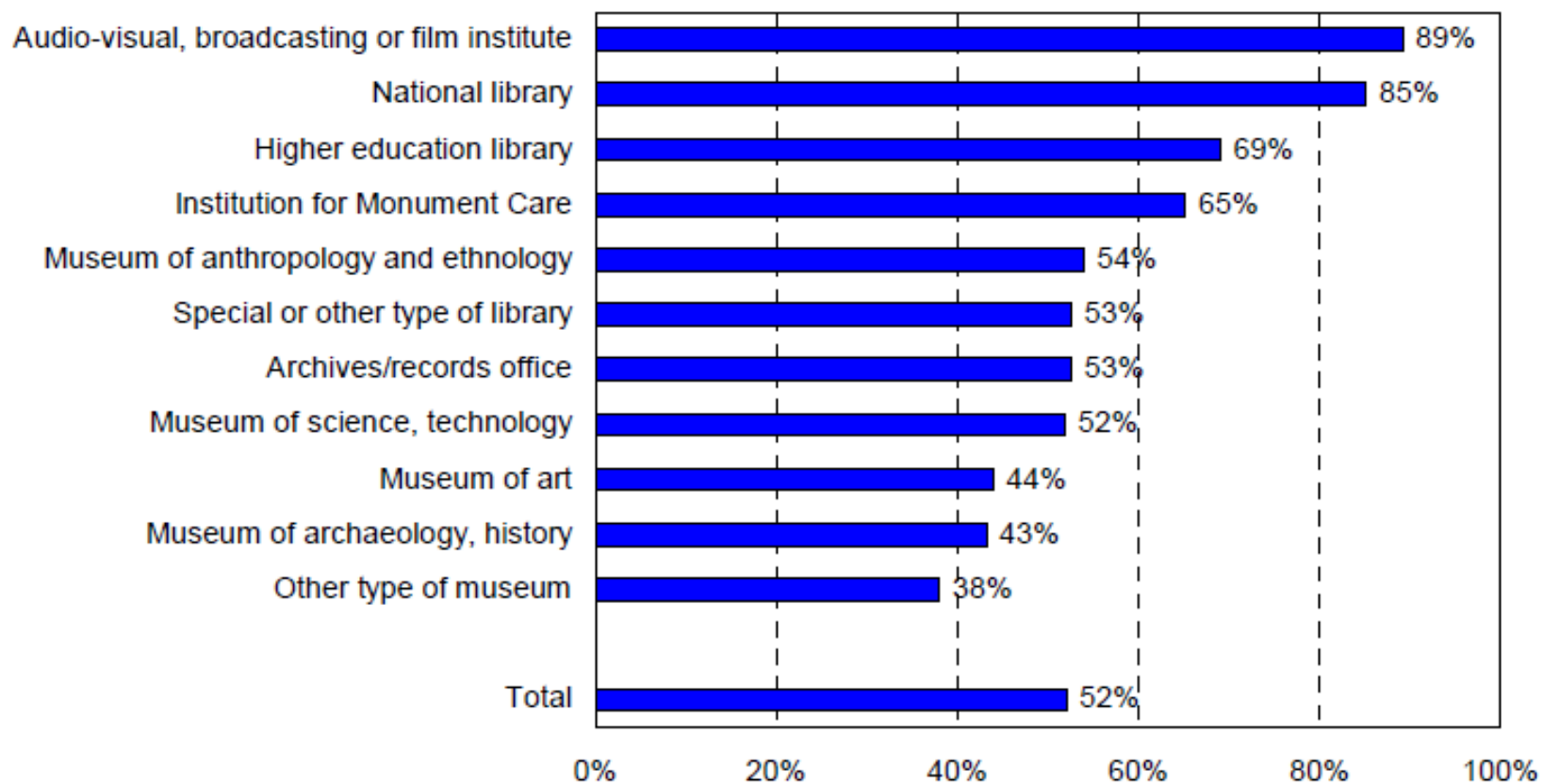
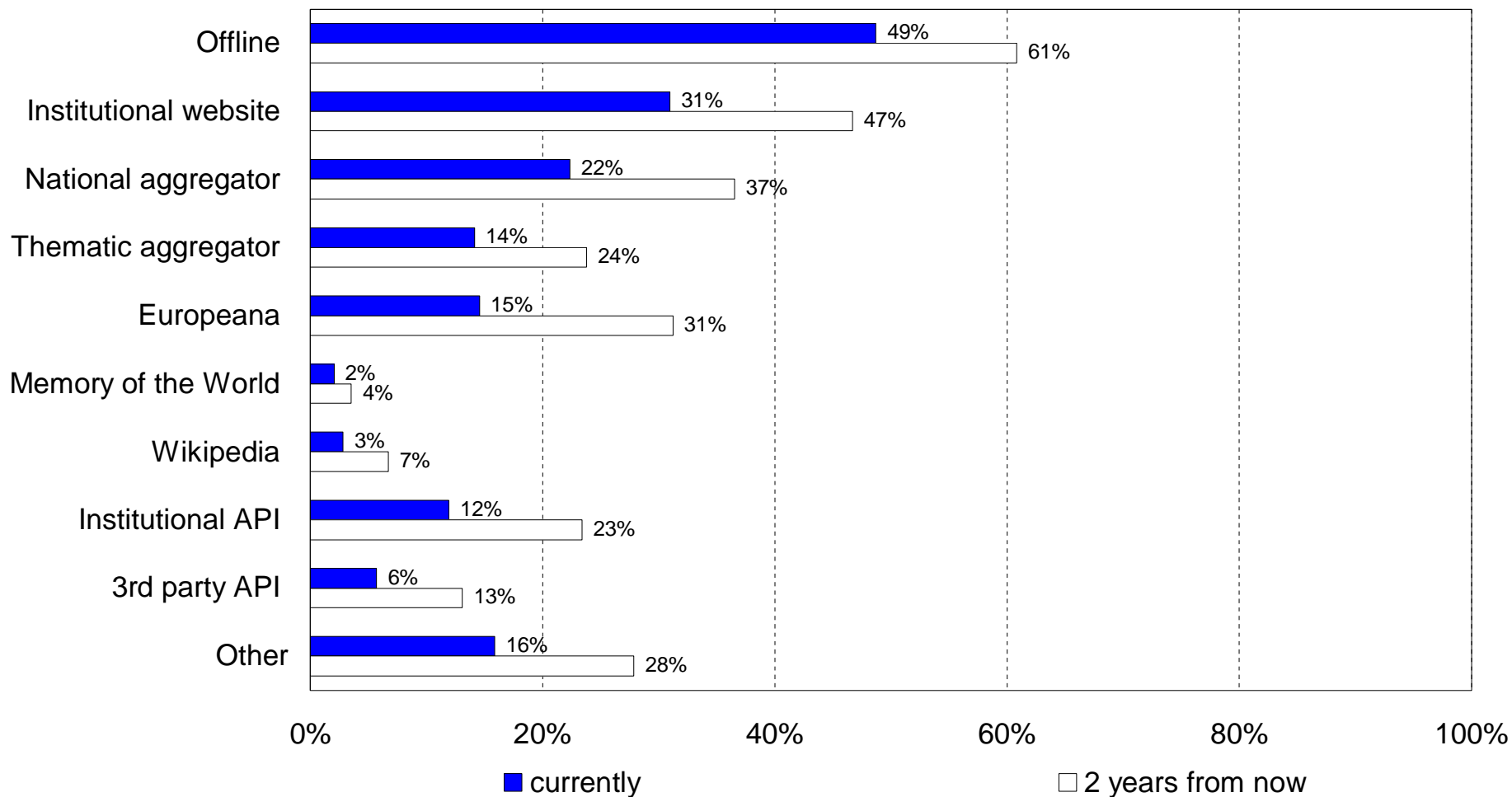


Figure 9: Does your organisation collect born digital heritage? (n=1549)



***Which percentage of the digital collections is accessible through which options?
(n=774)***

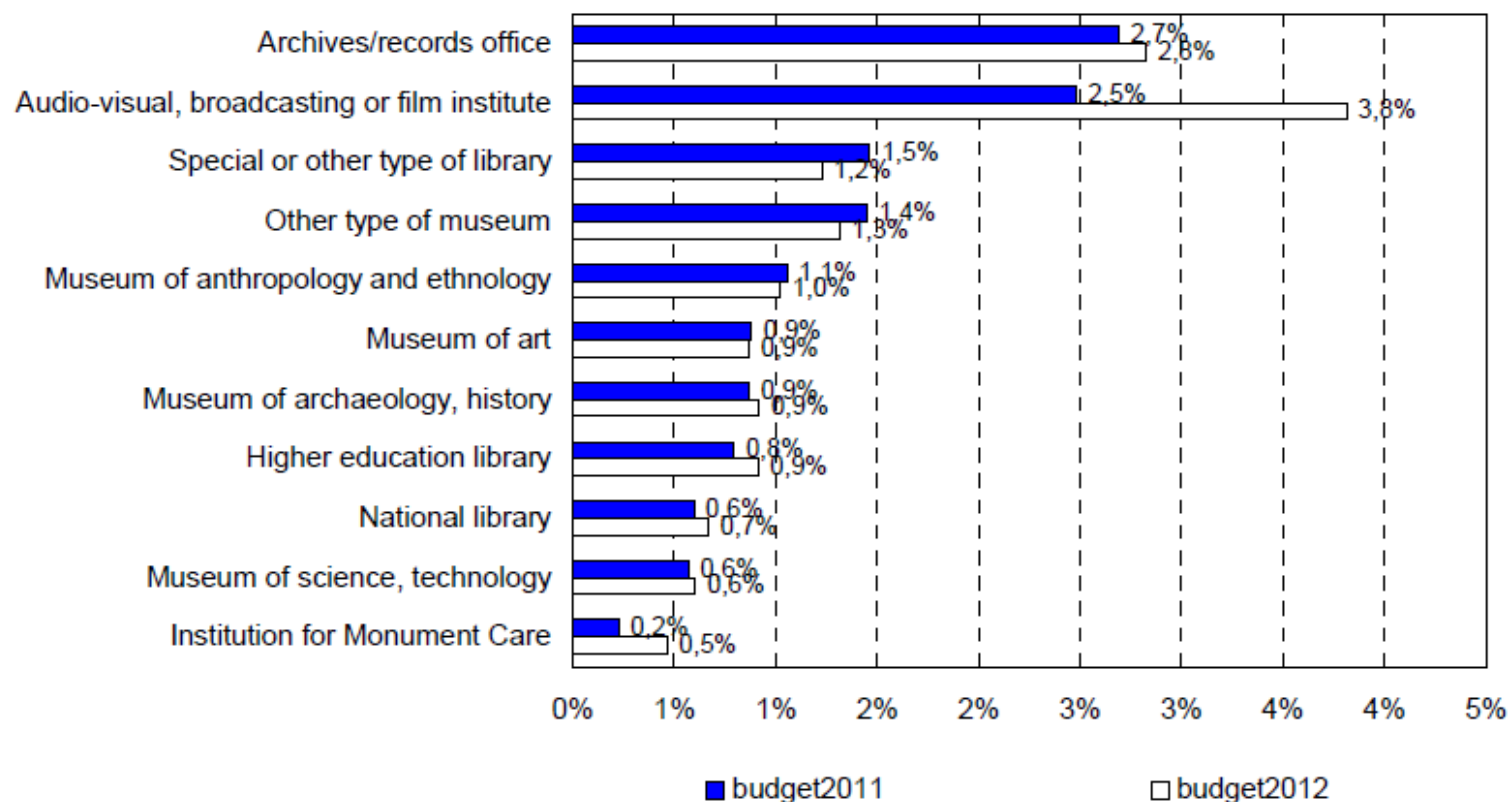


Figure 20: Annual budget for digitisation activities in % of total institutional budget (n=703)

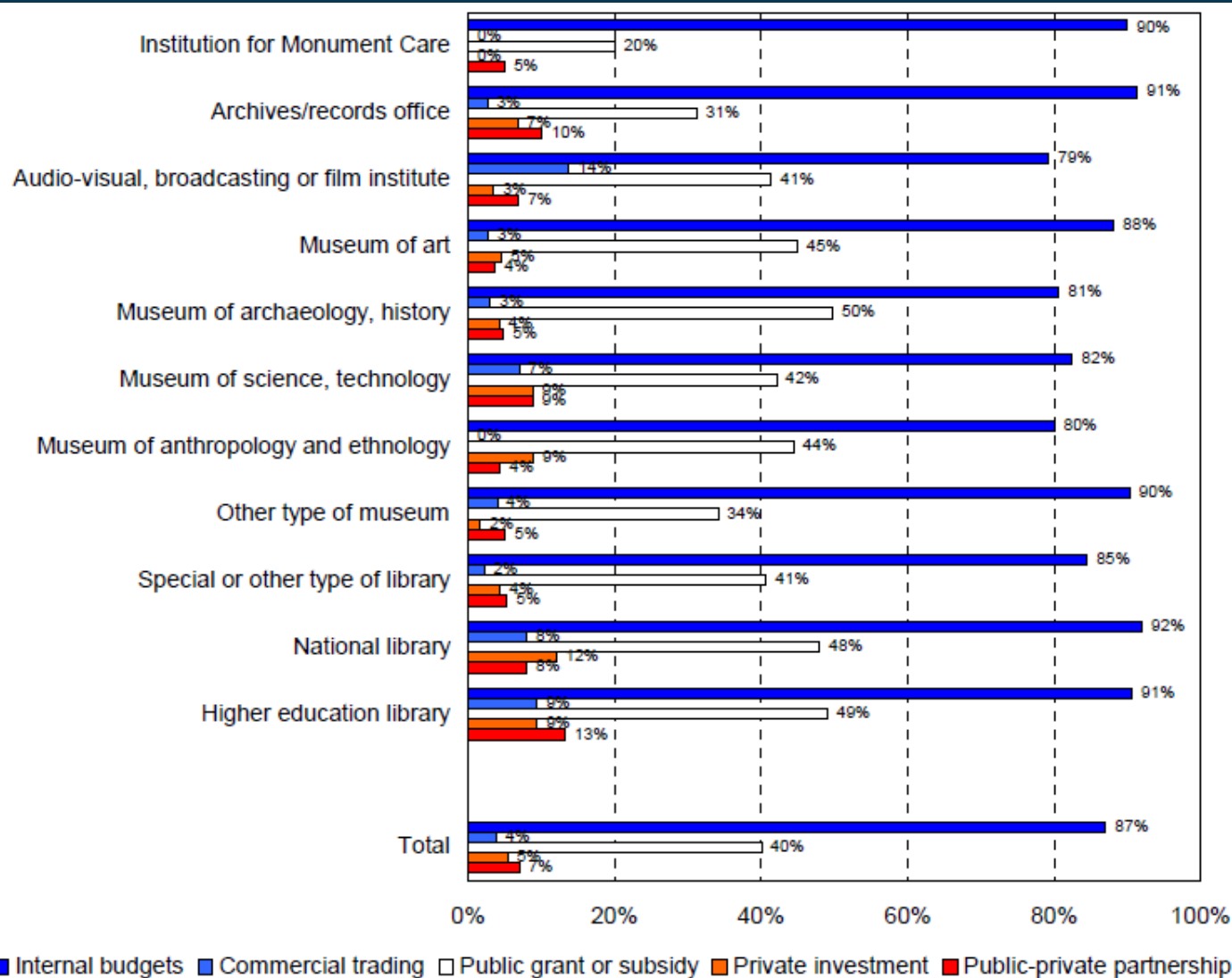
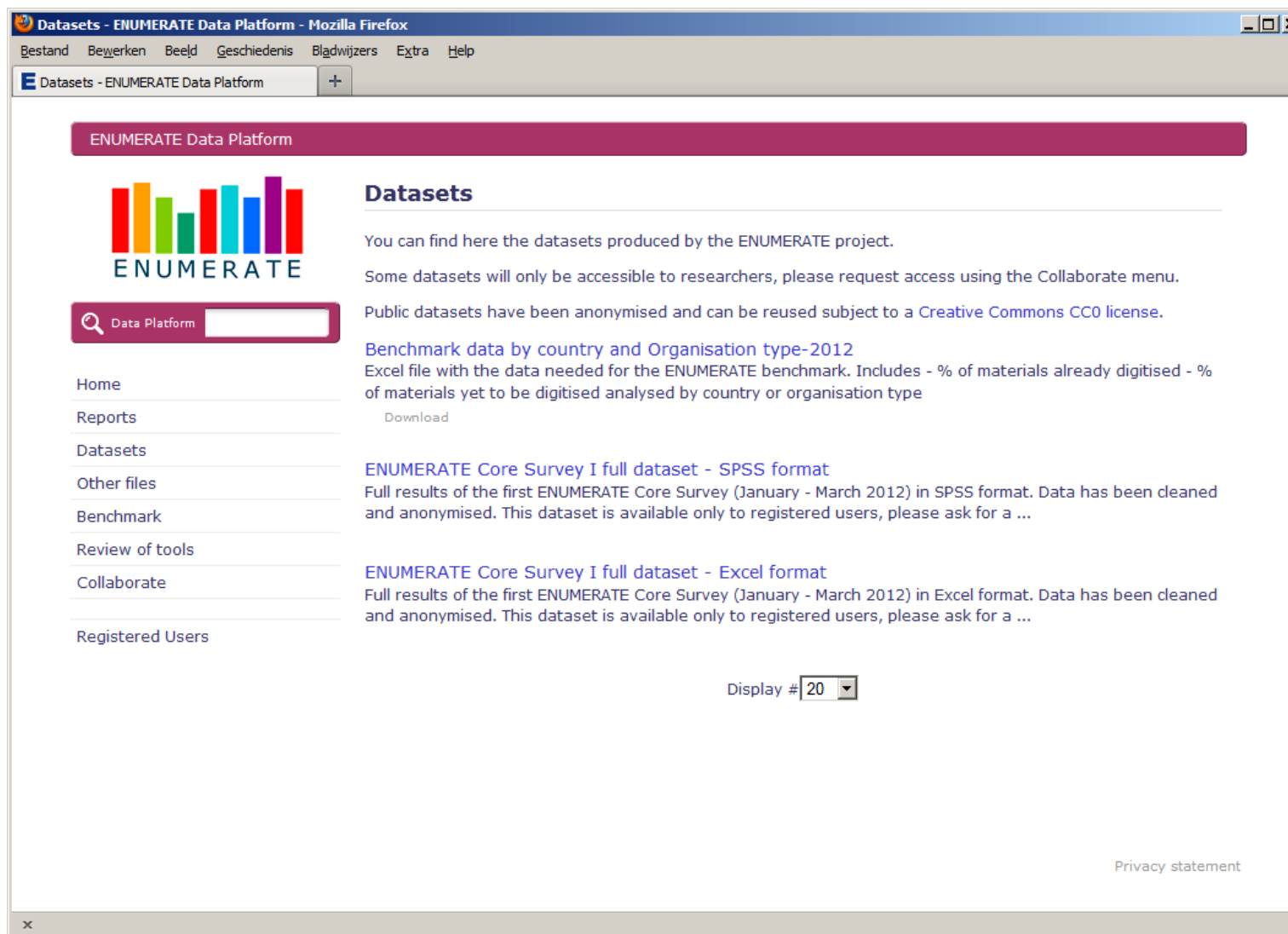


Figure 23: From what sources are the digitisation activities funded? (n=1584)



The screenshot shows a web browser window titled "Datasets - ENUMERATE Data Platform - Mozilla Firefox". The browser's menu bar includes "Bestand", "Bewerken", "Beeld", "Geschiedenis", "Bladwijzers", "Extra", and "Help". The address bar shows "E Datasets - ENUMERATE Data Platform". The website content features a purple header with the text "ENUMERATE Data Platform". Below this is the ENUMERATE logo and a search bar labeled "Data Platform". A left-hand navigation menu lists: Home, Reports, Datasets, Other files, Benchmark, Review of tools, Collaborate, and Registered Users. The main content area is titled "Datasets" and contains the following text: "You can find here the datasets produced by the ENUMERATE project. Some datasets will only be accessible to researchers, please request access using the Collaborate menu. Public datasets have been anonymised and can be reused subject to a [Creative Commons CC0 license](#). [Benchmark data by country and Organisation type-2012](#) Excel file with the data needed for the ENUMERATE benchmark. Includes - % of materials already digitised - % of materials yet to be digitised analysed by country or organisation type. [Download](#) [ENUMERATE Core Survey I full dataset - SPSS format](#) Full results of the first ENUMERATE Core Survey (January - March 2012) in SPSS format. Data has been cleaned and anonymised. This dataset is available only to registered users, please ask for a ... [ENUMERATE Core Survey I full dataset - Excel format](#) Full results of the first ENUMERATE Core Survey (January - March 2012) in Excel format. Data has been cleaned and anonymised. This dataset is available only to registered users, please ask for a ... At the bottom of the main content area, there is a "Display #" dropdown menu set to "20". A "Privacy statement" link is located in the bottom right corner of the page content.

dataplatform.enumerate.eu

ENUMERATE THEMATIC SURVEY (November 2012 – April 2013)

ENUMERATE THEMATIC SURVEY

The **Thematic Survey** is more substantive and designed to discover both qualitatively and quantitatively trends and best practices in the growth, costs, accessibility and preservation of digitised heritage collections;

It will be targeted at smaller groups of cultural organizations that can provide quality information on one or more of the topics;

Groups may be selected by the National Coordinators, or be identified from the results of the Core Survey.

Four specialist meetings to prepare Thematic Survey

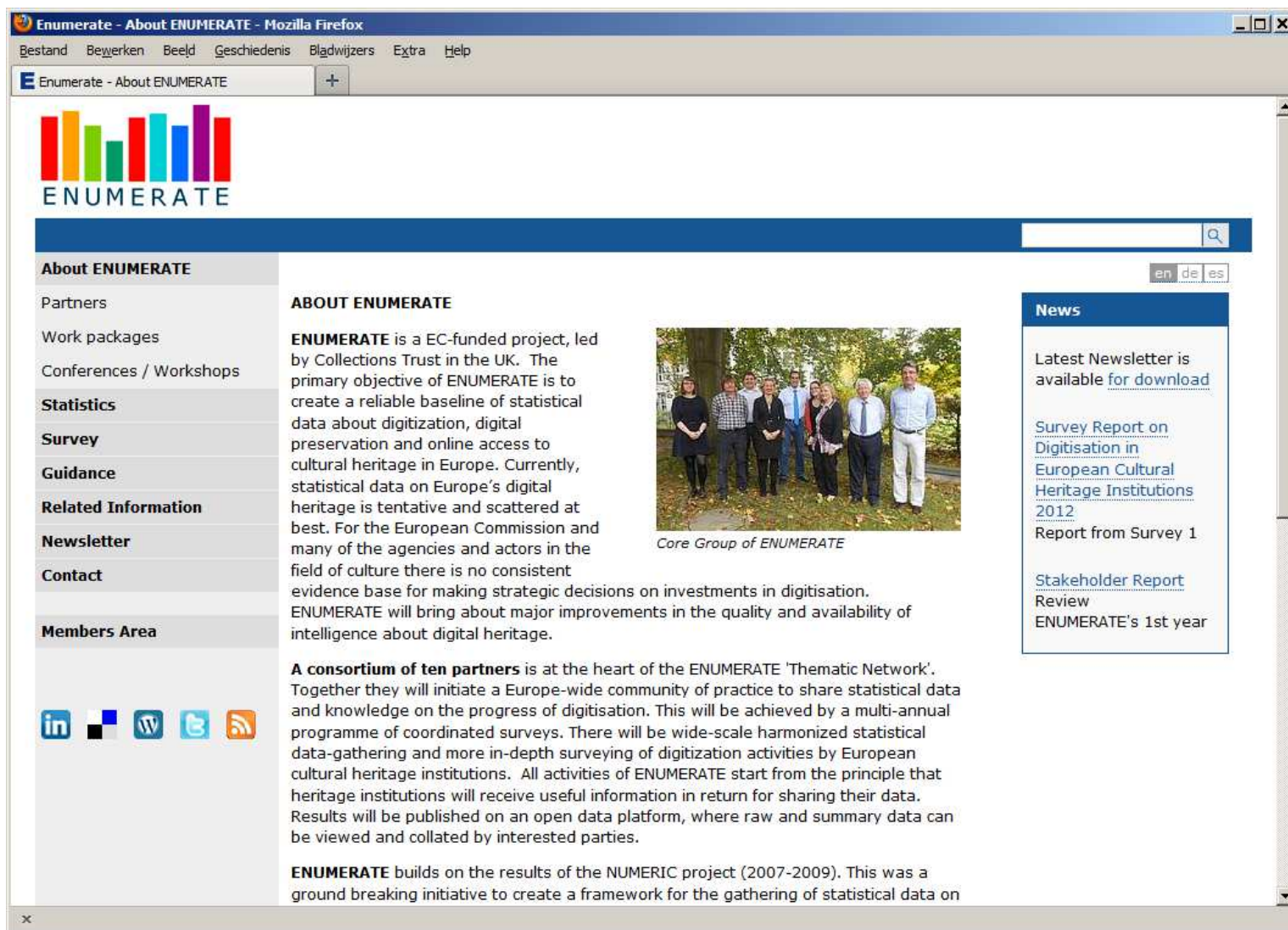
1. What is the usefulness of measuring of digital heritage?
(USEFULNESS)

2. Is a common methodology
feasible?
(FEASIBILITY)

3. Can we build on existing tools,
Models and other surveys?
(TOOLS)

4. Suggestions for ENUMERATE
Thematic Survey Questions





www.enumerate.eu



www.enumerate.eu

Editorial

This is the fourth issue of the ENUMERATE newsletter, containing information about the latest developments related to the project and its mission: *Developing a sound basis for digitisation statistics concerning European cultural heritage institutions.*

In this issue we are pleased to introduce our new Data Platform, where the data gathered so far through the project have been made available anonymously. The four topics which will be researched in the upcoming Thematic Survey are: size of digital collections, cost of digitization, use of digital heritage and digital preservation. The issue also contains an introduction to the work of the Cultural Heritage Monitor Flanders who is represented by Faro the Flemish Interface Centre for Cultural Heritage, and we introduce Jesús L. Dominguez from our project partner DIGIBIS, in the section *Meet the team*.

If you would like to receive more information about the project as it happens, you can visit our Twitter and LinkedIn pages.

Monika Hagedorn-Saupe, SPK
Leader of the work package on *People (Community Engagement)*
Contact: m.hagedorn@smb.spk-berlin.de

Contents: Editorial, 1 – ENUMERATE Data Platform online – Share, reuse and reinterpret, 1 – The next phase...Thematic Survey, 2 – ENUMERATE All Consortium Meeting Berlin October 2012, 3 – Cultural Heritage Monitor Flanders (Belgium), 3 – Meet the team – Jesús. L. Dominguez, 4

ENUMERATE Data Platform online – Share, reuse and reinterpret



The ENUMERATE Data Platform is now online at datapatform.enumerate.eu. This is the central access point through which the results of each survey implemented in ENUMERATE will be published.

After registering at datapatform.enumerate.eu/collaborate you can access and download the full anonymous dataset results of Core Survey 1 in SPSS or Excel format. You are all invited to reuse, reanalyse and reinterpret the results respecting the CCO 1.0 licence (Public Domain Dedication). ENUMERATE is interested in understanding how this data is being used, so please tell us about your work and work of

others using the results from the ENUMERATE Core Survey 1.

As part of the Data Platform, we have created a tool with which you can immediately compare the status of your digitisation activities with the results from Core Survey 1 in the section 'Benchmark' under datapatform.enumerate.eu/benchmark/. Here, you can fill in your institution's data to see the comparison between your institution and other institutions in your country or institutions of the same type.

The final report of Core Survey 1 has also been published on the ENUMERATE Data Platform, you can access this at the link below: datapatform.enumerate.eu/other-files.



ENUMERATE STAKEHOLDER REPORT

Welcome to the 2nd annual Stakeholder Report for ENUMERATE, the European Initiative to develop strategic intelligence about digitisation and the provision of online access to the rich heritage contained in museums, galleries, libraries and archives.

New Insight into Cultural Heritage & Library Digitisation

Digitising and providing access to Europe's cultural, literary and scientific heritage is a tremendous challenge. Meeting this challenge requires coordinated effort from thousands of organisations across all EU Member States.

The ENUMERATE network is supporting the European Commission's ambition for smart, sustainable growth by developing the first comprehensive body of evidence about the scale, cost and impact of culture-sector digitisation.

The first ENUMERATE Core Survey was distributed throughout Europe in 16 languages. More than 1950 organisations responded, providing an important body of evidence about the digital transformation of Europe's culture sector.

*Note – the proportion of collections digitised varies very significantly between different types of organisation. Art museums, for example, reported having digitised an average of 42% of their material, whereas national libraries, who are dealing with a far broader range and quantity, have digitised an average 4% of their collections.

Key findings of this first survey included:

- 83% of respondents are currently involved in digitisation activities
- An average of 20% of collections have been digitised so far*
- Photographs are the most commonly-digitised material, followed by archival records and drawings
- 34% report having a Digitisation Strategy in place (compared to 33% in 2009)

This is just a snapshot of the rich data that ENUMERATE has produced so far. To find out more, download the full report from www.enumerate.eu.



"The Internet and new technology bring a revolution in how people create, distribute and enjoy culture. Technology can help this sector innovate and grow for the long term"

Vice-President Mme Neelie Kroes, address to OpenCulture 2012 conference

www.enumerate.eu



Thank you for your attention!