



The digital facts of cultural heritage

The European Library
Contacts Working Group

Marco de Niet
The DEN Foundation

Sarajevo, 16 November 2010

Digital Heritage Statistics




Why should we collect statistics on digitisation of cultural heritage?

1. Accountability: did we spend the (extra) money well?
2. Policy planning: how much time and money do we need for future digitisation projects? How much digital heritage will become (potentially) available for Europeana?
3. Benchmarking: are our investments and quality criteria comparable to what others are doing?


A family of projects




NUMERIC (EU; 2007-2009)





The Digital Facts (NL; 2008-2009)



More Digital Facts NL; 2009-2010)



SIG-STATS (EU; 2009-2010)



ENUMERATE (EU; 2011-2013)

NUMERIC (2007-2009)



“NUMERIC is a European Commission project that defines the empirical measures for digitisation activities and establishes the current investment in digitisation and the progress being made by Europe’s cultural institutions.”

NUMERIC



European Commission
Information Society and Media

Developing a statistical framework for measuring the progress made in the digitisation of cultural materials and content

Study deliverable N° 8:

Study Report

Study findings and proposals for sustaining the framework

The opinions expressed in this study are those of the authors and do not necessarily reflect the views of the European Commission.

Chartered Institute of Public Finance and Accountancy (CIPFA)
No 1 Croydon
CR0 0XT
United Kingdom

IPF

May 2009

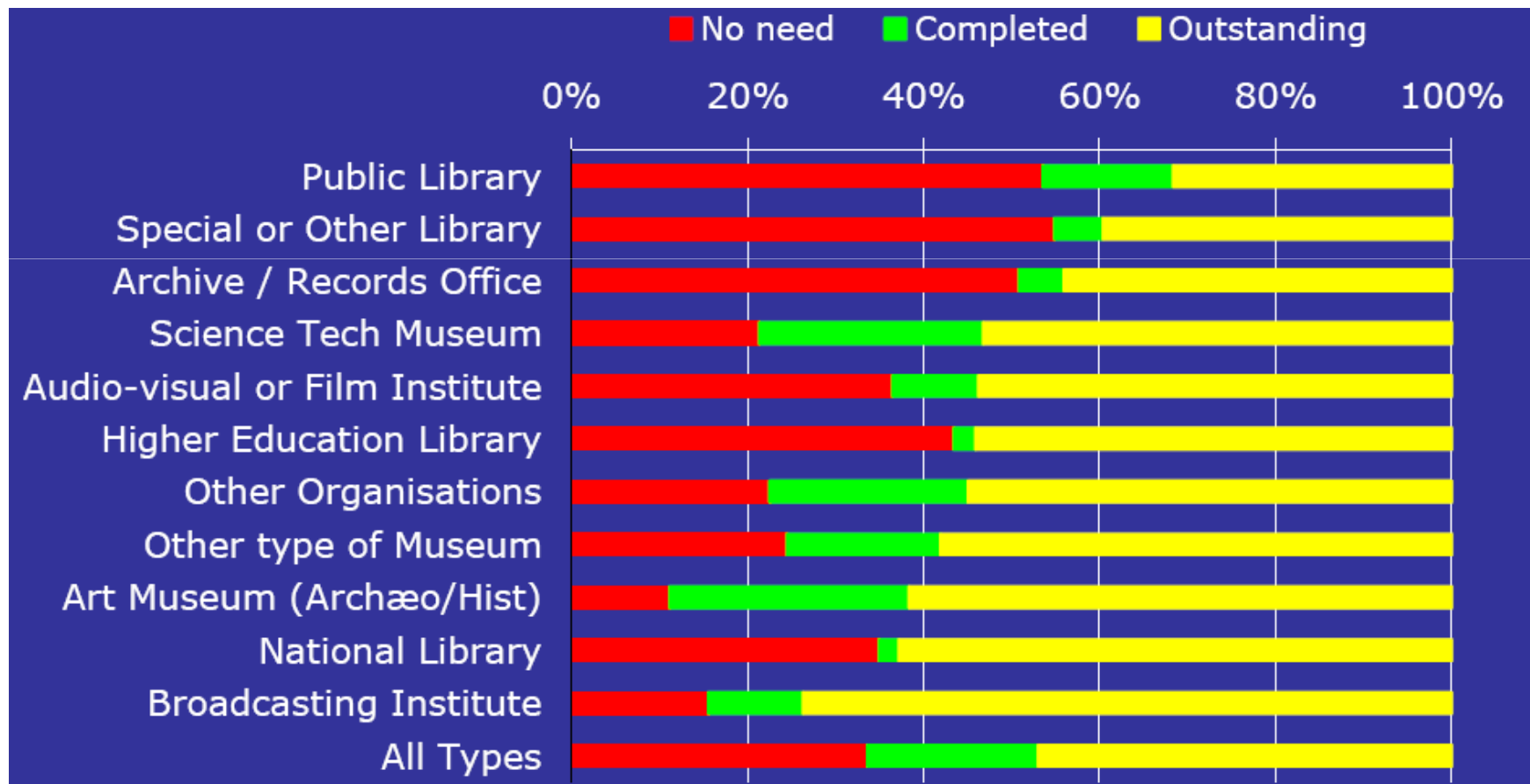
<http://www.NUMERIC.ws>

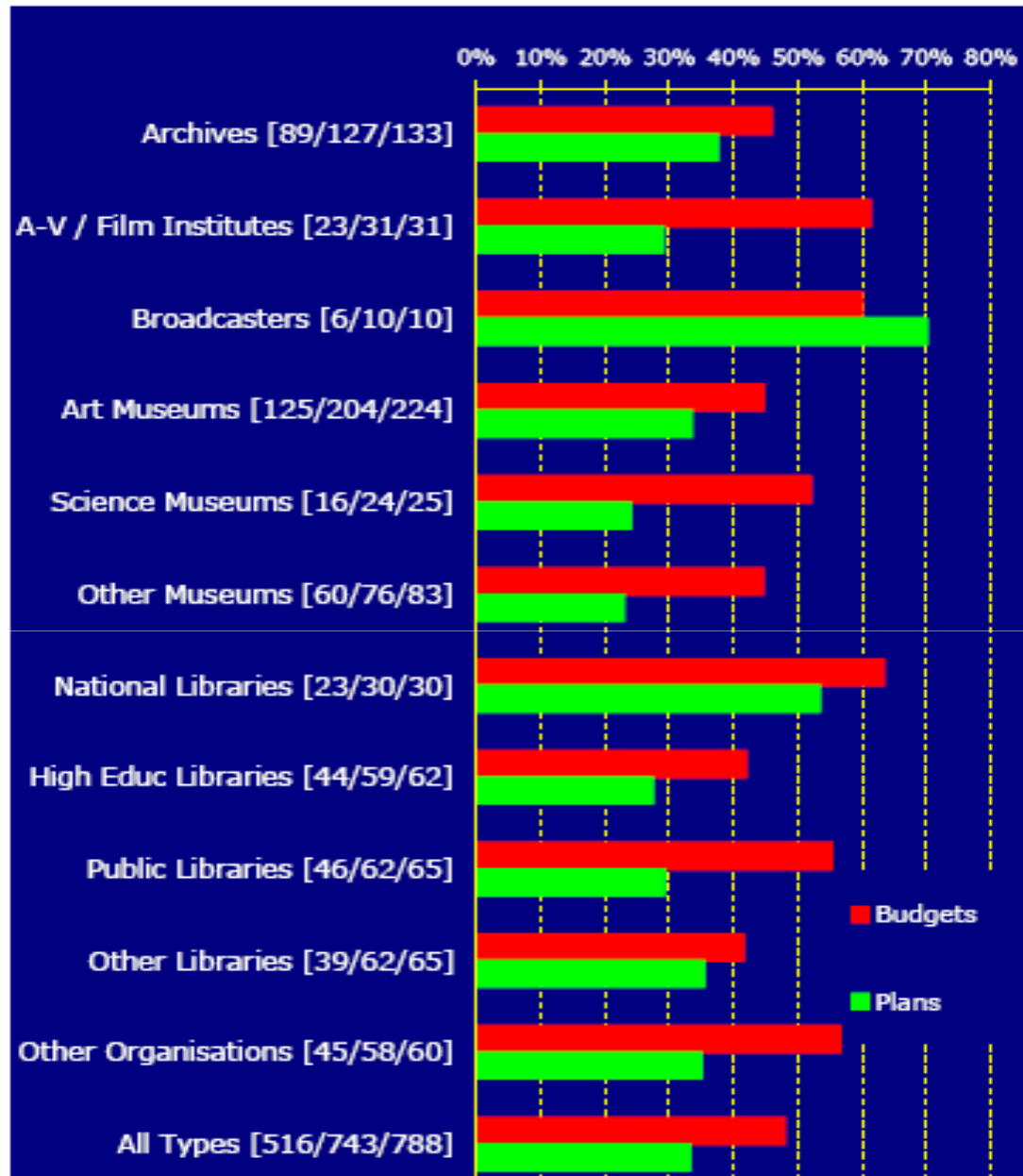
788 respondents from 26 countries

Main subjects:

- digitisation budgets
- costs of digitisation
- status information policies
- staffing for digitisation
- role of third parties
(companies)
- progress of digitalisation
- most popular formats
- use and access rights

How much has been digitised?





[The first two figures in brackets indicate the number of institutions respectively responding to the question about their (1) BUDGET and their possession of a (2) PLAN; the third figure is the total number of (3) survey respondents. Some will not have indicated that they possess a budget or a plan; the proportion that did is indicated by the bars in the chart.]

Separate
digitisation
budgets

Information
plans available

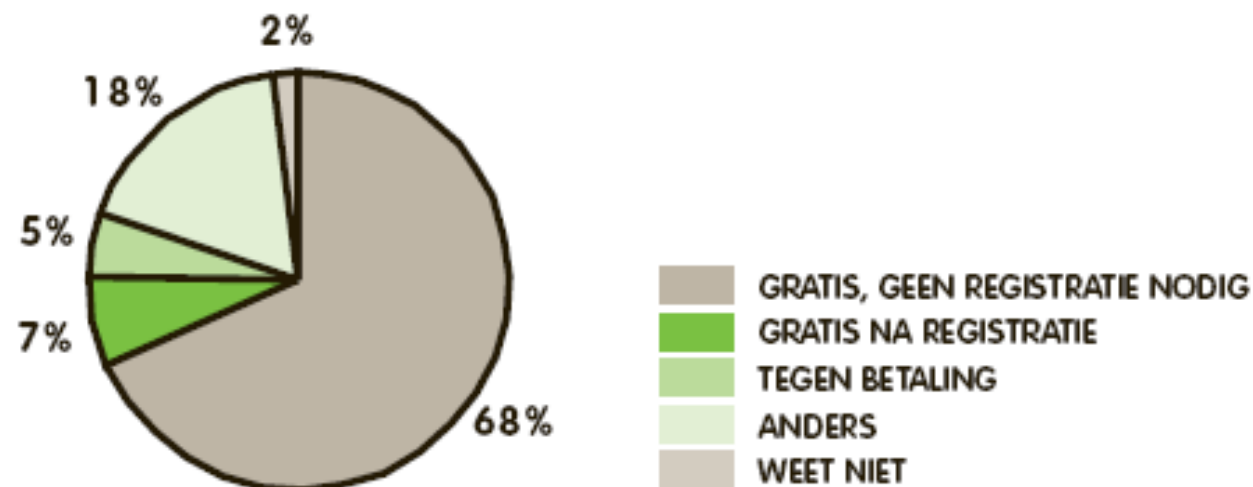
NL-The Digital Facts (2008-2009)



Financed by the Dutch Ministry of Culture

Research done by the DEN foundation, with a steering committee from 6 specialists on digital heritage and / or statistics

130 respondents from NL:
Largest contribution to Numeric.



GRAFIEK 4 WIJZE VAN BESCHIKBAARSTELLING
DIGITAAL GEREPRODUCEERDE COLLECTIE (N=119)

GEMIDDELD %	DIGITALE BESCHR. PUBLIEK	DIGITALE BESCHR. PC INSTELLING	DIGITALE REPRO PUBLIEK	DIGITALE REPRO PC INSTELLING
Archiefinstellingen	70%	57%	55%	60%
Bibliotheken ⁹	63%	72%	33%	47%
Musea	31%	81%	35%	68%
Totaal	52% n=92	70% n=93	41% n=93	61% n=91

TABEL 2.6 DIGITALE BESCHRIJVINGEN EN REPRODUCTIES VIA INTERNET OF PC

More Digital Facts (2009-2010)



Follow up project, again financed by the Ministry of Culture, with the focus on developing better methodologies:

1. Better understanding of investments in infrastructure and digitisation => cost model for digitisation projects
2. Research into born-digital heritage: => methodology to measure the size of born-digital heritage collections
3. Research on the use of web statistics by cultural heritage institutions. => recommendations for use of webstatistics, e.g. in annual reports

Evaluation



Numeric was groundbreaking effort. It had to deal with:

- Lack of a personal infrastructure
- Lack of an existing overall methodology (learning by doing)
- Lack of quality data at hand at the institutions
- 'Questionnaire fatigue' at the institutions
- Monuments were difficult to fit into the questionnaire

SIG-STATS



The European Commission supported the formation of a Special Interest Group to prepare future surveys.

Six National Coordinators: Austria, Belgium, France, Germany, Hungary, Netherlands (chair).

Endorsed by the Member States Expert Group in October 2009

First outcome: *Recommendations for a follow up to Numeric* (April 2010)

SIG-STATS Recommendations



1. Survey design:

“Numeric should not be only about short term statistics, but also about long term accountability and performance indicators.”

2. Survey sample

“Do not include qualitative assessment of cultural value (‘relevant institutions’) in deciding on the survey sample.”

SIG-STATS Recommendations



3. Definitions

“By understanding the workflows, more precise definitions can be provided, for instance on the creation of digital collections, the budgets for staff involved in digitisation projects and the types of access to digital heritage services.”

4. Input-output measures

For the core questionnaire “a rough figure of the size and growth of collections across Europe will suffice”.

For the full questionnaire “Additional research is needed to validate the objects and measurement units in the current table.”

SIG-STATS Recommendations



5. Calculation of costs

“Analysis of existing cost models (e.g. JISC, Prestospace, DEN) must be taken into consideration in any follow up activity.”

6. Measuring use and access

“Keep the measurements as simple as possible, and complement the questionnaire with some additional qualitative research”

7. The framework

“The SIG has some worries on the workload involved for some stakeholders, in particular the national coordinators. Targeted actions to improve participation [incl. the provision of tools] are therefore necessary.”

Key issues



Improve methodology

- Guidelines (e.g. webstatistics, terminology)
- Tools (e.g. cost models)
- Harmonisation with other surveys (ESSnet, TEL, EGMUS)

Separate Core & Thematic Surveys

- Size, costs and use of digital heritage
- Support for National Coordinators

Long term approach

- Statistical analysis to identify trends
- Support benchmarking

Flexible presentation

- Reports, digests, data
- Support for re-use by third parties

ENUMERATE



Thematic Network under the 4th ICT-PSP call

Objective

The primary objective of the ENUMERATE Thematic Network (TN) is to create a reliable baseline of statistical data about digitization, digital preservation and online access to cultural heritage in Europe.

Currently, statistical data on Europe's digital heritage is tentative and scattered at best. ENUMERATE will bring about major improvements in the availability, quality and accuracy of such data. In this way, ENUMERATE can support and drive strategic decision-making at European, National and Institutional level and thus support the Digital Agenda 2020.

Thematic network

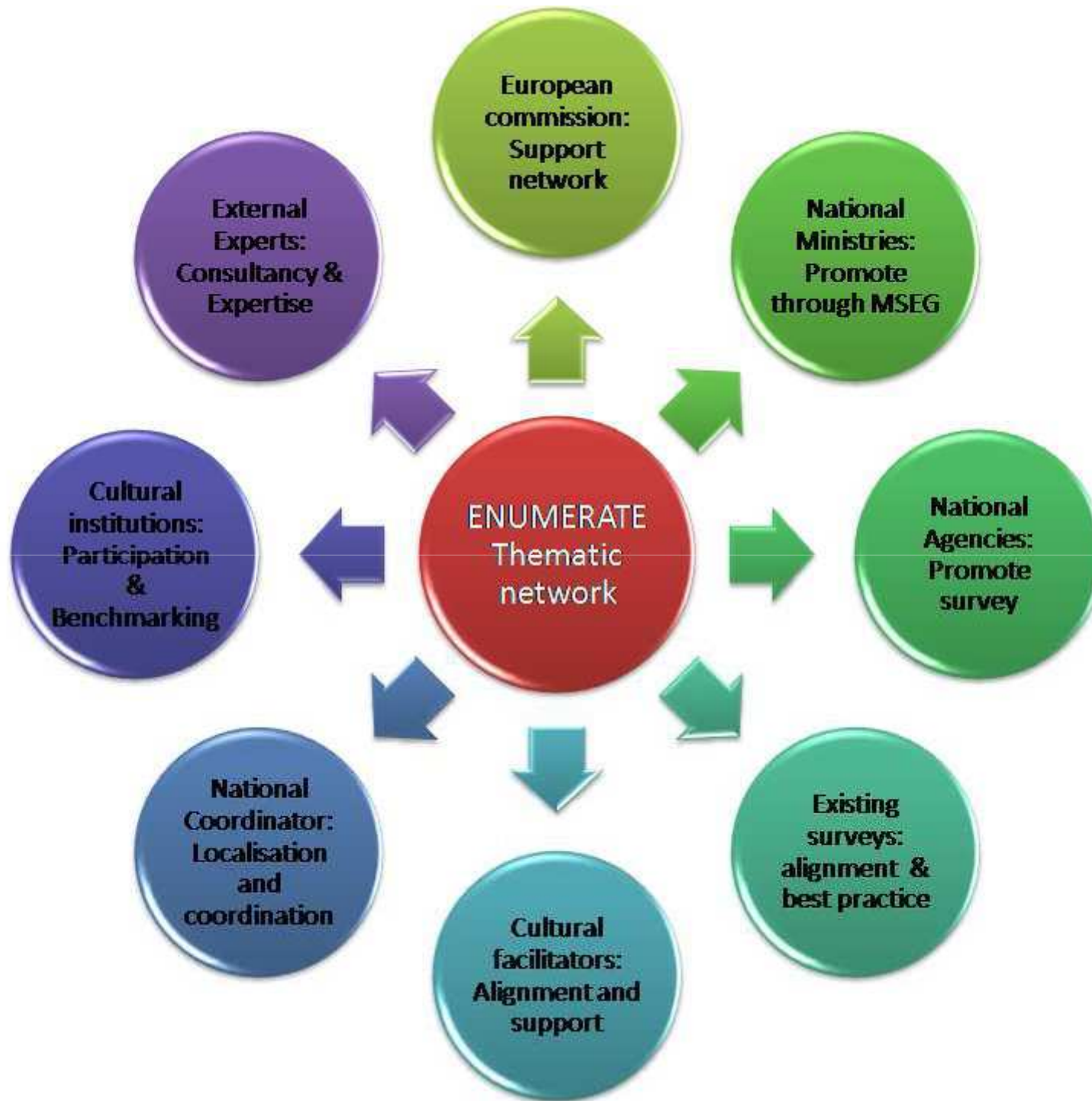


Four workpackage leaders:

- Collections Trust (UK, project coordinator)
- Stiftung Preussischer Kulturbesitz (DE, community)
- DEN foundation (NL, methodology)
- DIGIBIS (SP, survey)

Five network partners

- FARO (BE)
- Ministry of Culture & Communication (FR)
- National and University Library of Slovenia (SL)
- National Széchényi Library, Hungary (HU)
- The European Library (case study)



Wanted!



Intelligence about:

- **Size of digital collections**
- **Costs of digitisation**
- **Costs of digital preservation**
- **Use of digital heritage**

Join the

ENUMERATE THEMATIC NETWORK

(start 1 February 2011)



More information:

www.numeric.ws

www.den.nl